

NOVODAMP®

Closed-cell Polyurethane

Attenuation of vibration and structure-borne noise for rail tracks

» Standard product data

Standard dimension
1.2 x 1.5 m

Standard thickness
25 mm

Tailored dimensions and thicknesses are available on request.

- » [T006](#)
- » [T008](#)
- » [T010](#)
- » [T018](#)
- » [T025](#)
- » [T035](#)
- » [T045](#)
- » [T060](#)
- » [T075](#)
- » [T100](#)
- » [T125](#)
- » [T150](#)
- » [T300](#)
- » [T600](#)
- » [T1200](#)

Technical data T006

Nominal static load capacity

Shape factor 13.0 (full-surface): 0.047 N/mm²
 Shape factor 3.0: 0.045 N/mm²
 Shape factor 1.5: 0.044 N/mm²

Dynamic load capacity

Shape factor 13.0 (full-surface): 0.081 N/mm²
 Shape factor 3.0: 0.077 N/mm²
 Shape factor 1.5: 0.075 N/mm²

Permissible horizontal deformation

~ 40 % of material thickness*

Horizontal stiffness

~ 35 % of vertical stiffness*

Mechanical loss factor

< 0.1 (DIN 53513; depending on frequency, amplitude, preload and temperature)

Operating temperature

-25 °C to 55 °C

Flammability

Class E (DIN EN ISO 11925-2)
 B2 (DIN 4102-1)

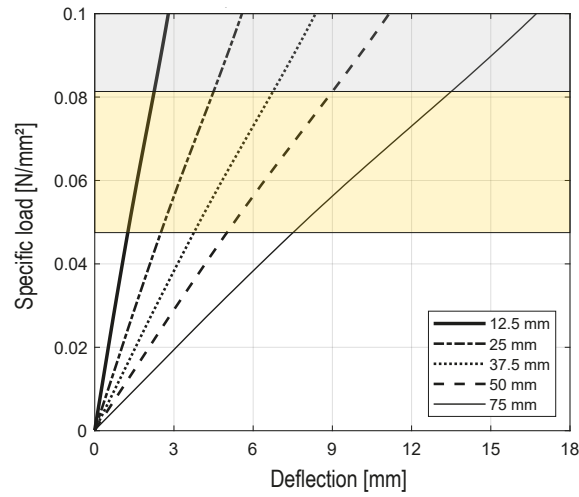
Specific volume resistance

> 5 · 10⁹ Ωm (DIN EN 62631-3-1; for dry material)

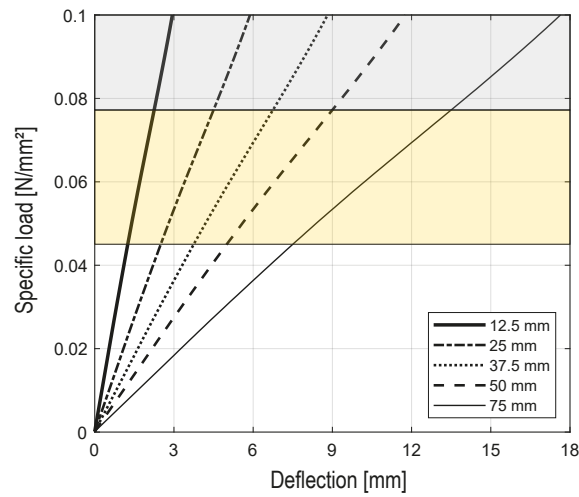
*Design reference value

Load deflection

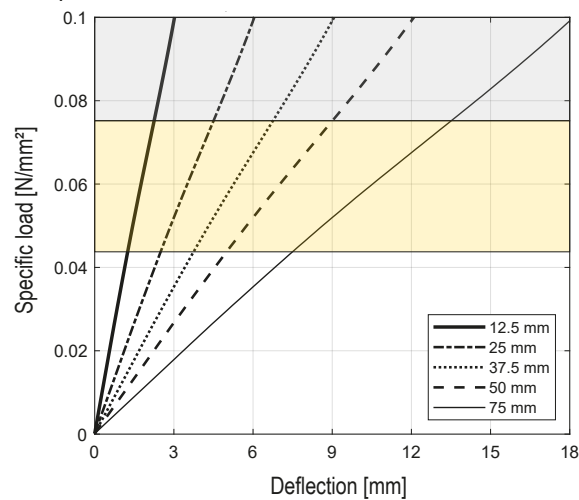
Shape factor 13.0 (full-surface)



Shape factor 3.0



Shape factor 1.5

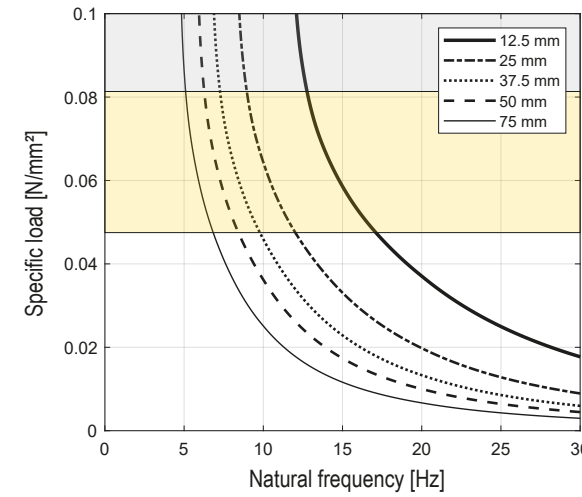


T006

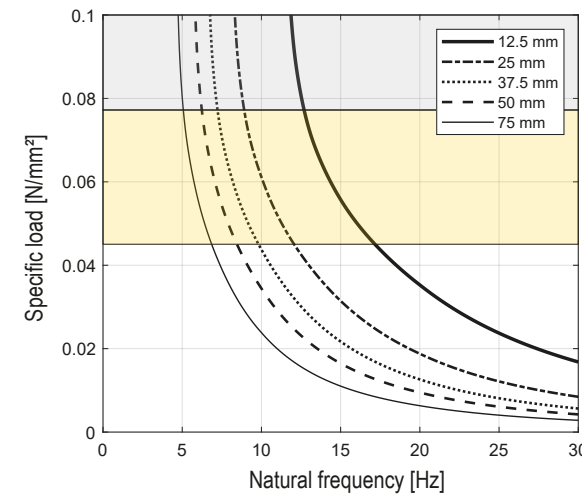
- » T008
- » T010
- » T018
- » T025
- » T035
- » T045
- » T060
- » T075
- » T100
- » T125
- » T150
- » T300
- » T600
- » T1200

Natural frequency

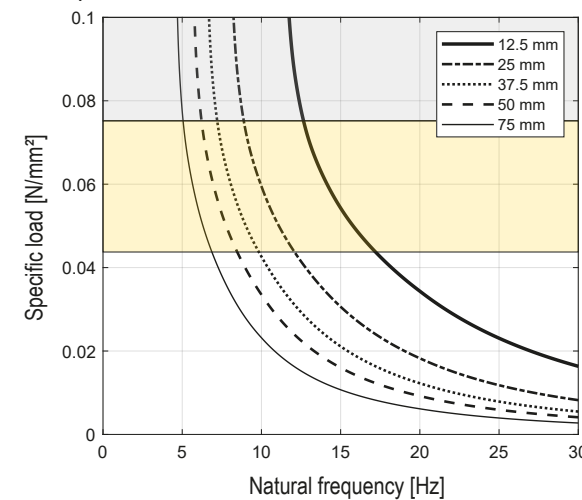
Shape factor 13.0 (full-surface)



Shape factor 3.0

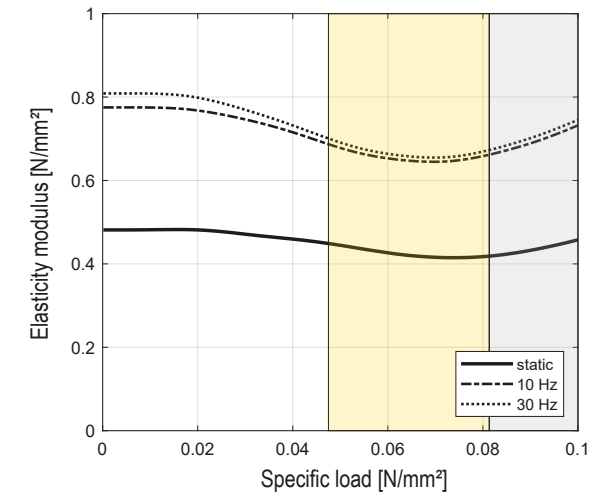


Shape factor 1.5

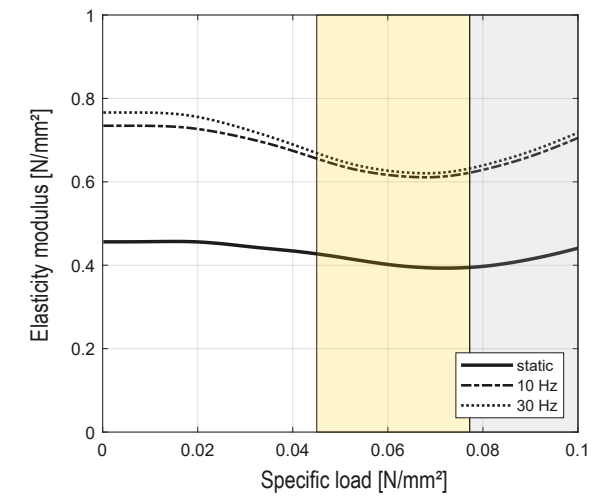


Modulus of elasticity

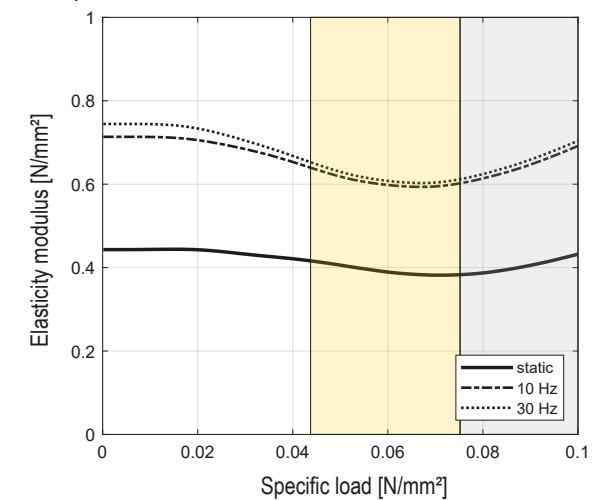
Shape factor 13.0 (full-surface)



Shape factor 3.0



Shape factor 1.5



T006

- » T008
- » T010
- » T018
- » T025
- » T035
- » T045
- » T060
- » T075
- » T100
- » T125
- » T150
- » T300
- » T600
- » T1200

These are the standard data – specific project data are available on demand. All data is based on our current knowledge and is subject to typical manufacturing tolerances. Furthermore, all parameters may change according to specific project conditions. The data are for information purposes only and a warranty and/or guarantee cannot be derived from it. GERB assumes no liability for the suitability of NOVODAMP® products for the intended purposes by our clients.

Technical data **T008**

Nominal static load capacity

Shape factor 13.0 (full-surface): 0.054 N/mm²
 Shape factor 3.0: 0.050 N/mm²
 Shape factor 1.5: 0.047 N/mm²

Dynamic load capacity

Shape factor 13.0 (full-surface): 0.087 N/mm²
 Shape factor 3.0: 0.080 N/mm²
 Shape factor 1.5: 0.077 N/mm²

Permissible horizontal deformation

~ 40 % of material thickness*

Horizontal stiffness

~ 35 % of vertical stiffness*

Mechanical loss factor

< 0.1 (DIN 53513; depending on frequency, amplitude, preload and temperature)

Operating temperature

-25 °C to 55 °C

Flammability

Class E (DIN EN ISO 11925-2)
 B2 (DIN 4102-1)

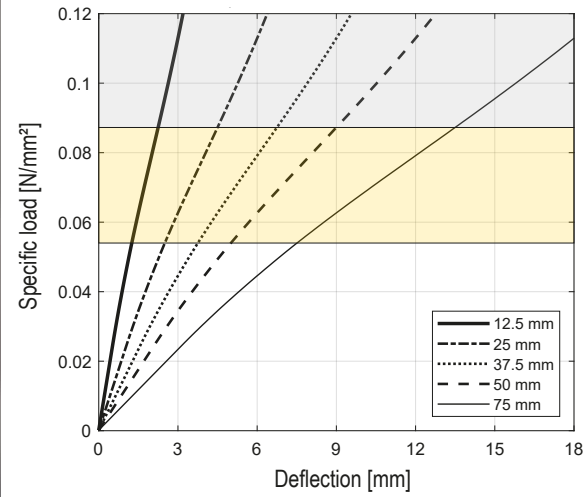
Specific volume resistance

> 2 · 10⁹ Ωm (DIN EN 62631-3-1; for dry material)

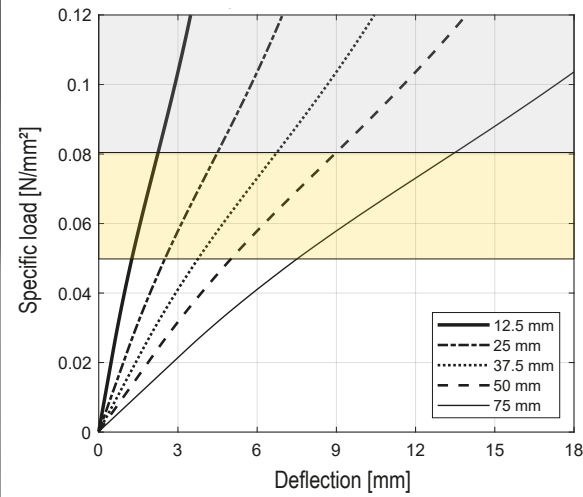
*Design reference value

Load deflection

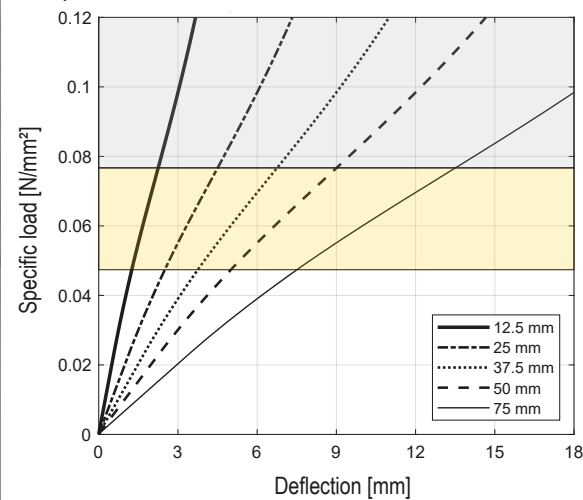
Shape factor 13.0 (full-surface)



Shape factor 3.0



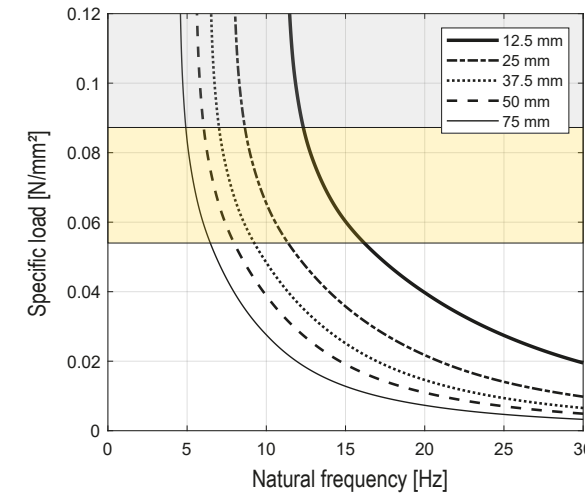
Shape factor 1.5



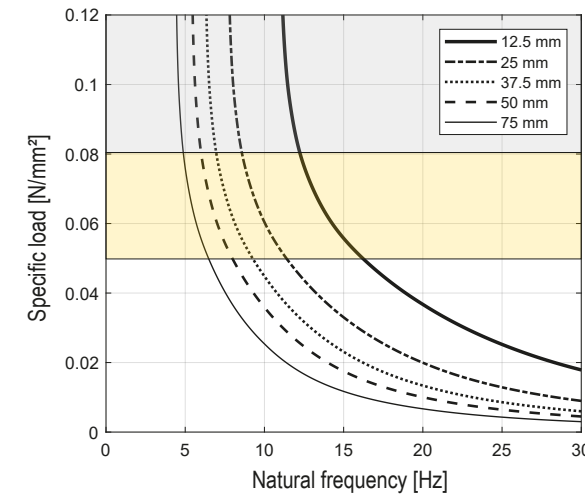
- » T006
- T008**
- » T010
- » T018
- » T025
- » T035
- » T045
- » T060
- » T075
- » T100
- » T125
- » T150
- » T300
- » T600
- » T1200

Natural frequency

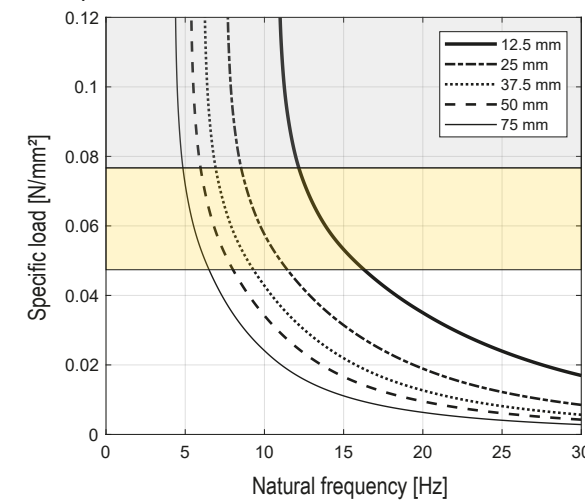
Shape factor 13.0 (full-surface)



Shape factor 3.0

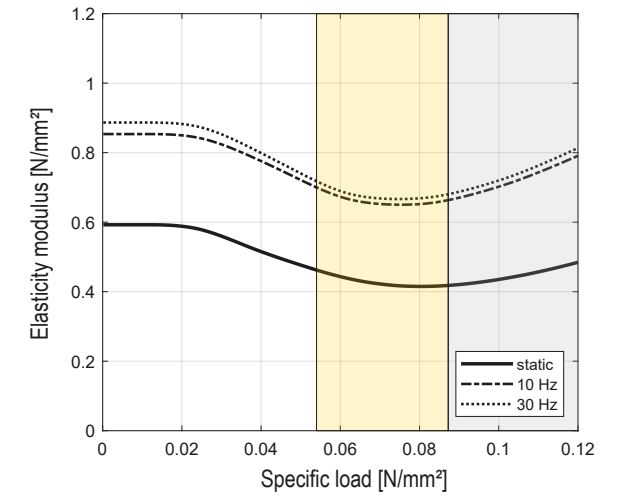


Shape factor 1.5

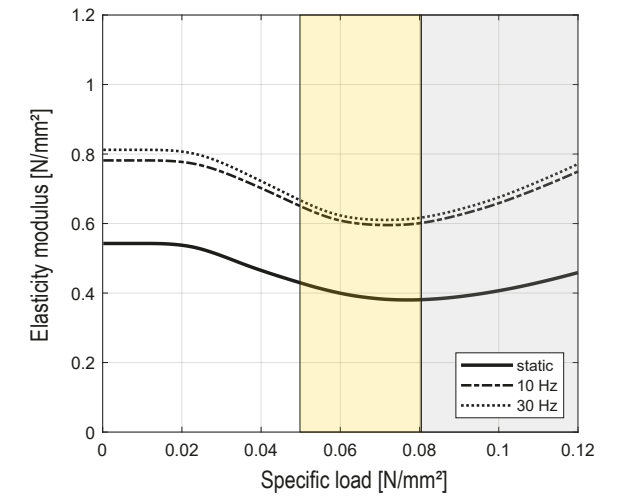


Modulus of elasticity

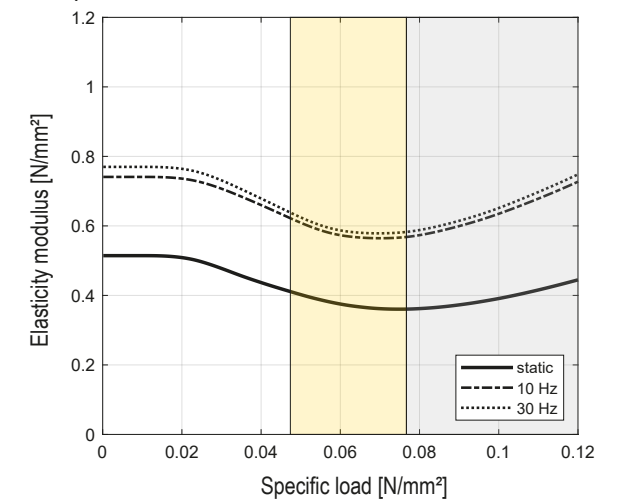
Shape factor 13.0 (full-surface)



Shape factor 3.0



Shape factor 1.5



- » T006
- T008**
- » T010
- » T018
- » T025
- » T035
- » T045
- » T060
- » T075
- » T100
- » T125
- » T150
- » T300
- » T600
- » T1200

These are the standard data – specific project data are available on demand. All data is based on our current knowledge and is subject to typical manufacturing tolerances. Furthermore, all parameters may change according to specific project conditions. The data are for information purposes only and a warranty and/or guarantee cannot be derived from it. GERB assumes no liability for the suitability of NOVODAMP® products for the intended purposes by our clients.

Technical data **T010**

Nominal static load capacity

Shape factor 13.0 (full-surface): 0.071 N/mm²
 Shape factor 3.0: 0.067 N/mm²
 Shape factor 1.5: 0.065 N/mm²

Dynamic load capacity

Shape factor 13.0 (full-surface): 0.109 N/mm²
 Shape factor 3.0: 0.103 N/mm²
 Shape factor 1.5: 0.099 N/mm²

Permissible horizontal deformation

~ 40 % of material thickness*

Horizontal stiffness

~ 35 % of vertical stiffness*

Mechanical loss factor

< 0.1 (DIN 53513; depending on frequency, amplitude, preload and temperature)

Operating temperature

-25 °C to 55 °C

Flammability

Class E (DIN EN ISO 11925-2)
 B2 (DIN 4102-1)

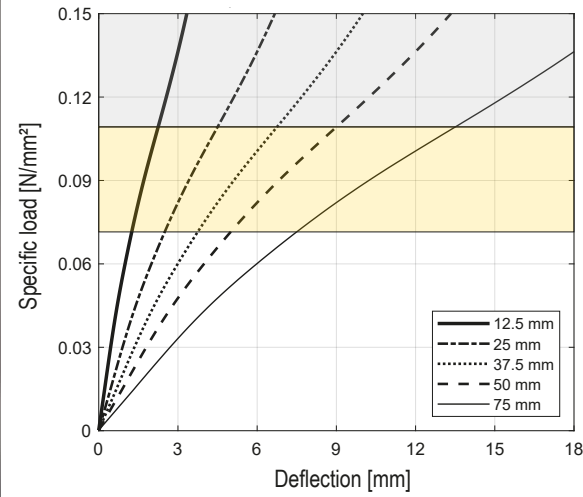
Specific volume resistance

> 10⁹ Ωm (DIN EN 62631-3-1; for dry material)

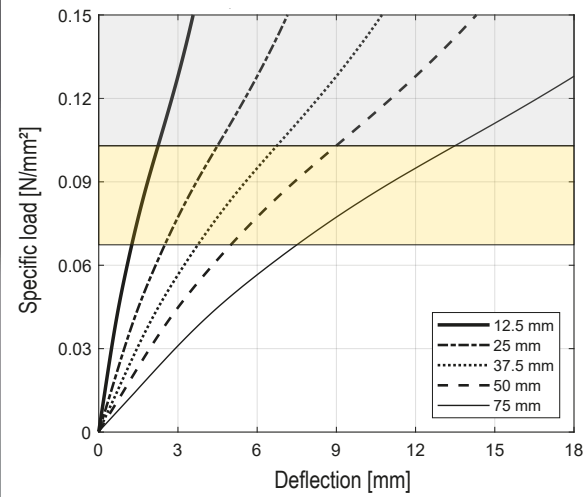
*Design reference value

Load deflection

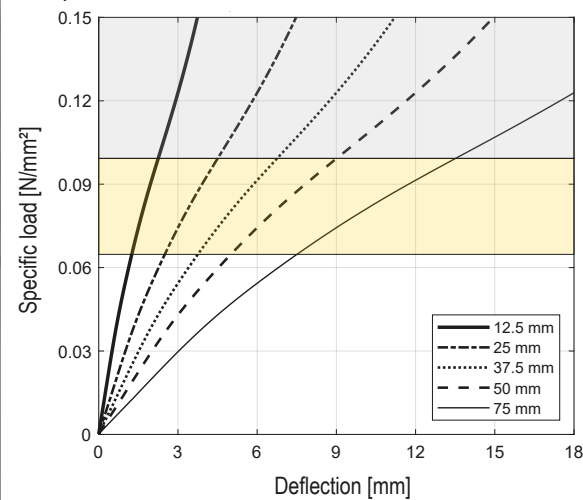
Shape factor 13.0 (full-surface)



Shape factor 3.0



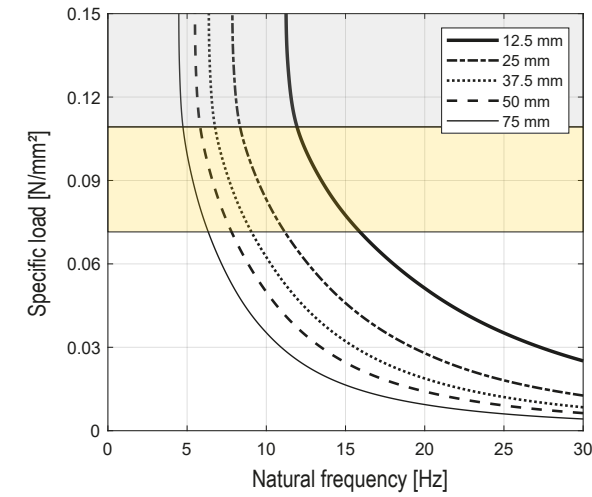
Shape factor 1.5



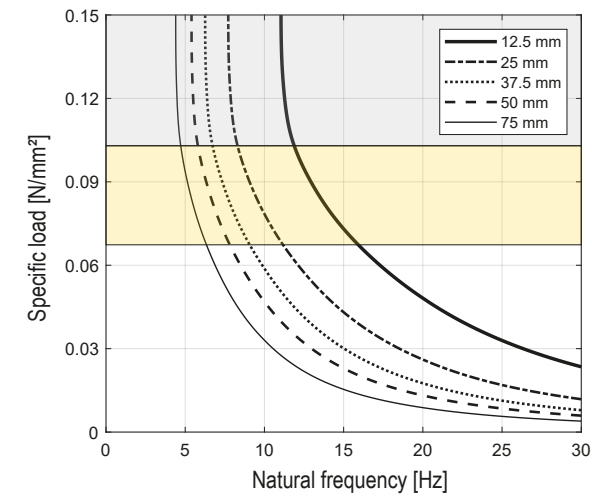
- » T006
- » T008
- T010**
- » T018
- » T025
- » T035
- » T045
- » T060
- » T075
- » T100
- » T125
- » T150
- » T300
- » T600
- » T1200

Natural frequency

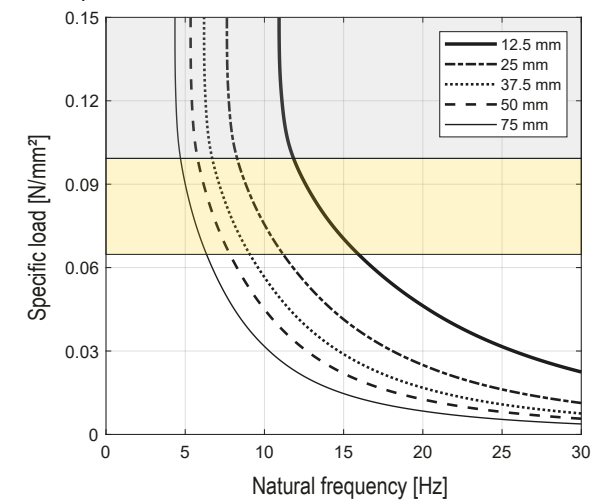
Shape factor 13.0 (full-surface)



Shape factor 3.0

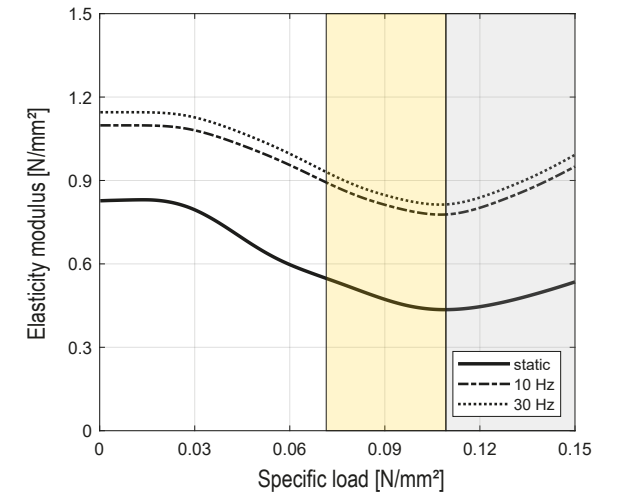


Shape factor 1.5

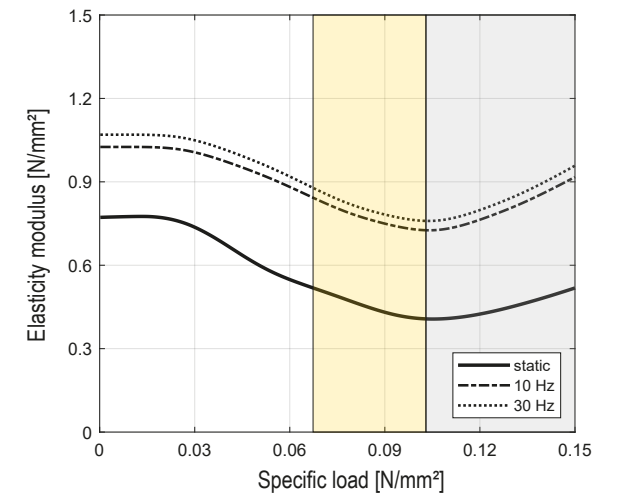


Modulus of elasticity

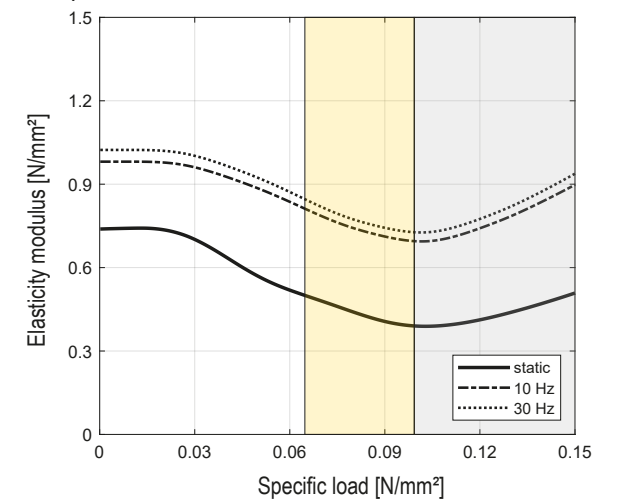
Shape factor 13.0 (full-surface)



Shape factor 3.0



Shape factor 1.5



- » T006
- » T008
- T010**
- » T018
- » T025
- » T035
- » T045
- » T060
- » T075
- » T100
- » T125
- » T150
- » T300
- » T600
- » T1200

These are the standard data – specific project data are available on demand. All data is based on our current knowledge and is subject to typical manufacturing tolerances. Furthermore, all parameters may change according to specific project conditions. The data are for information purposes only and a warranty and/or guarantee cannot be derived from it. GERB assumes no liability for the suitability of NOVODAMP® products for the intended purposes by our clients.

Technical data T018

Nominal static load capacity

| | |
|-------------------|------------------------|
| Shape factor 6.0: | 0.17 N/mm ² |
| Shape factor 3.0: | 0.16 N/mm ² |
| Shape factor 1.5: | 0.14 N/mm ² |

Dynamic load capacity

| | |
|-------------------|------------------------|
| Shape factor 6.0: | 0.26 N/mm ² |
| Shape factor 3.0: | 0.24 N/mm ² |
| Shape factor 1.5: | 0.22 N/mm ² |

Permissible horizontal deformation

~ 30 % of material thickness*

Horizontal stiffness

~ 25 % of vertical stiffness*

Mechanical loss factor

< 0.1 (DIN 53513; depending on frequency, amplitude, preload and temperature)

Operating temperature

-25 °C to 55 °C

Flammability

Class E (DIN EN ISO 11925-2)
B2 (DIN 4102-1)

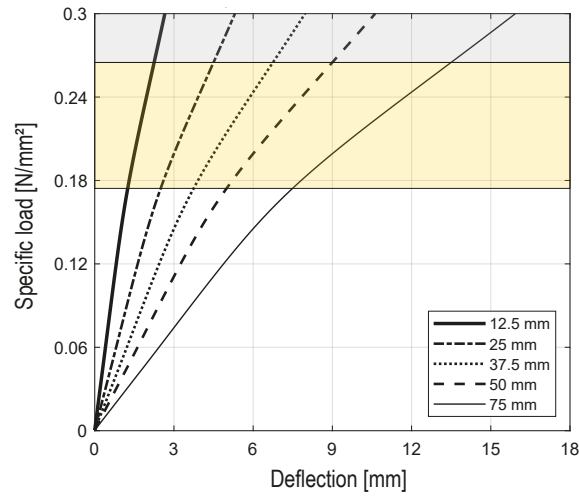
Specific volume resistance

> 5 · 10⁸ Ωm (DIN EN 62631-3-1; for dry material)

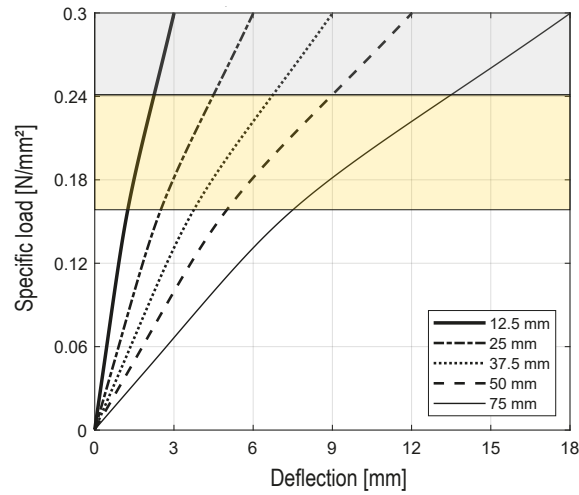
*Design reference value

Load deflection

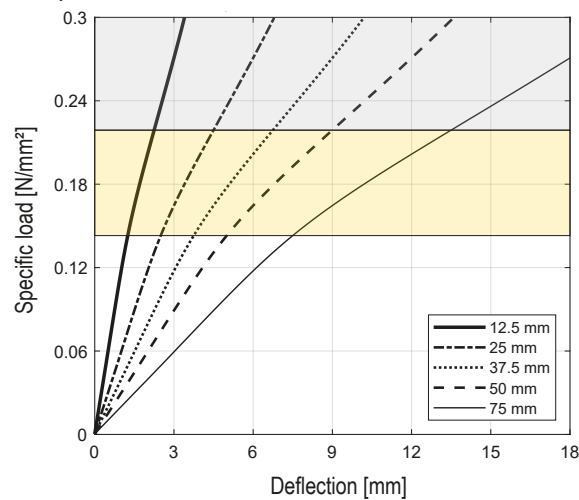
Shape factor 6.0



Shape factor 3.0



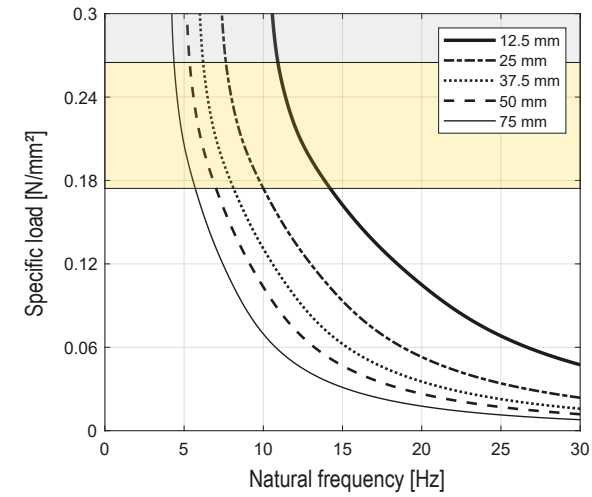
Shape factor 1.5



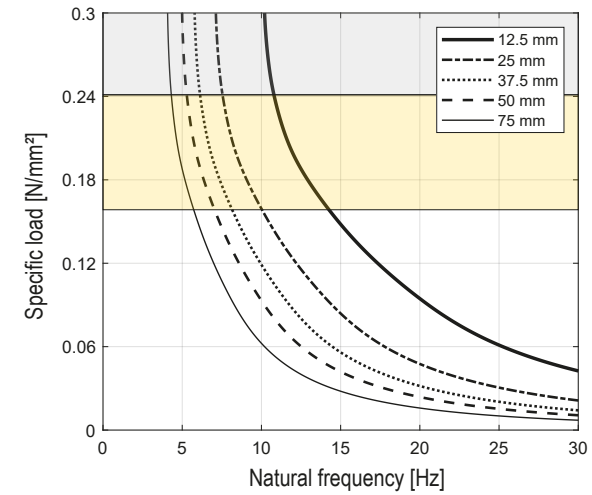
- » T006
- » T008
- » T010
- T018
- » T025
- » T035
- » T045
- » T060
- » T075
- » T100
- » T125
- » T150
- » T300
- » T600
- » T1200

Natural frequency

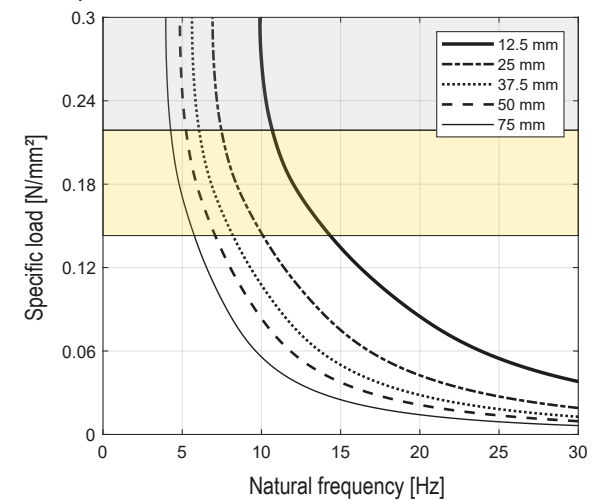
Shape factor 6.0



Shape factor 3.0

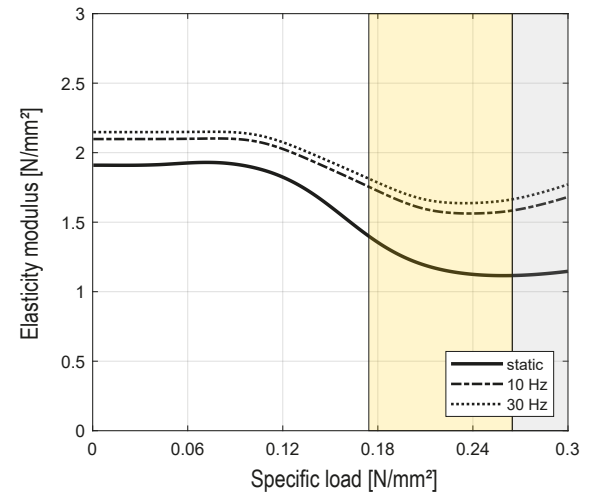


Shape factor 1.5

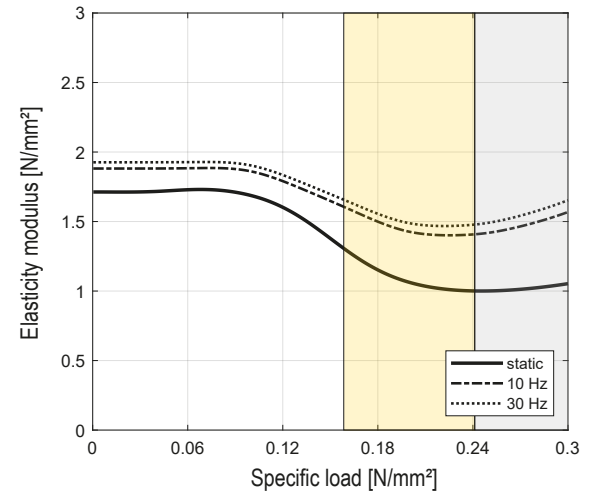


Modulus of elasticity

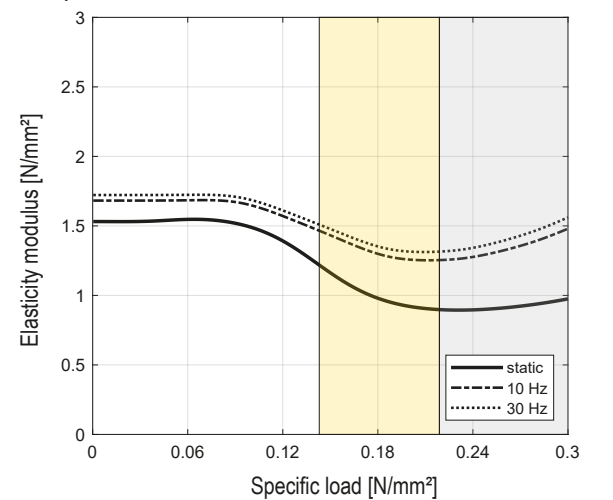
Shape factor 6.0



Shape factor 3.0



Shape factor 1.5



- » T006
- » T008
- » T010
- T018
- » T025
- » T035
- » T045
- » T060
- » T075
- » T100
- » T125
- » T150
- » T300
- » T600
- » T1200

These are the standard data – specific project data are available on demand. All data is based on our current knowledge and is subject to typical manufacturing tolerances. Furthermore, all parameters may change according to specific project conditions. The data are for information purposes only and a warranty and/or guarantee cannot be derived from it. GERB assumes no liability for the suitability of NOVODAMP® products for the intended purposes by our clients.

Technical data **T025**

Nominal static load capacity

| | |
|-------------------|------------------------|
| Shape factor 6.0: | 0.21 N/mm ² |
| Shape factor 3.0: | 0.20 N/mm ² |
| Shape factor 1.5: | 0.19 N/mm ² |

Dynamic load capacity

| | |
|-------------------|------------------------|
| Shape factor 6.0: | 0.32 N/mm ² |
| Shape factor 3.0: | 0.31 N/mm ² |
| Shape factor 1.5: | 0.29 N/mm ² |

Permissible horizontal deformation

~ 30 % of material thickness*

Horizontal stiffness

~ 25 % of vertical stiffness*

Mechanical loss factor

< 0.1 (DIN 53513; depending on frequency, amplitude, preload and temperature)

Operating temperature

-25 °C to 55 °C

Flammability

Class E (DIN EN ISO 11925-2)
B2 (DIN 4102-1)

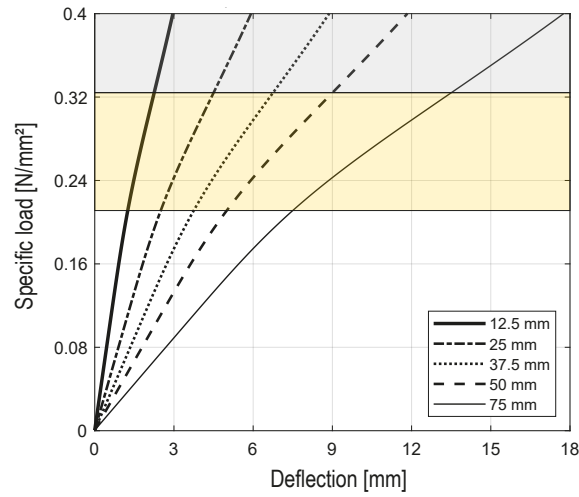
Specific volume resistance

> 3 · 10⁸ Ωm (DIN EN 62631-3-1; for dry material)

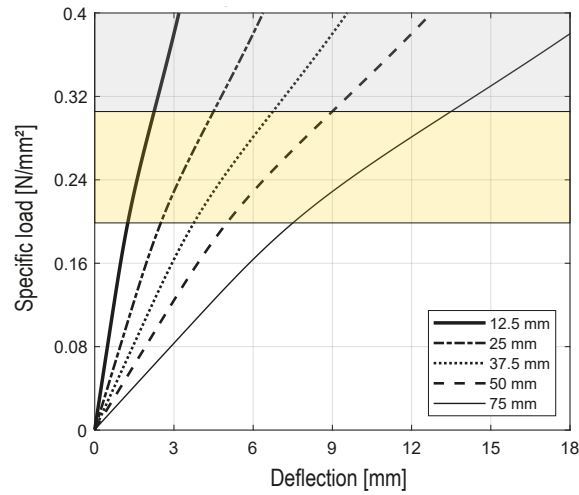
*Design reference value

Load deflection

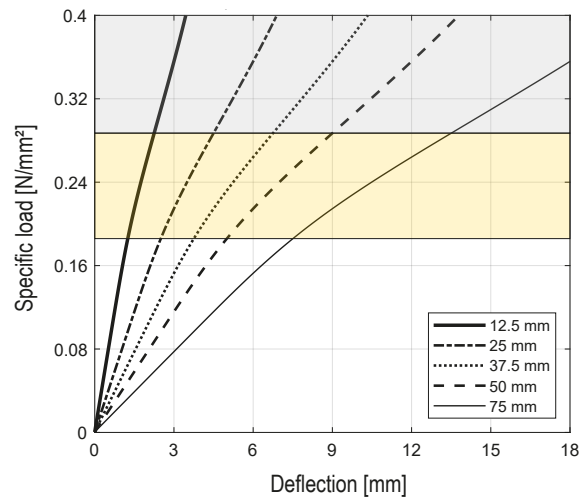
Shape factor 6.0



Shape factor 3.0



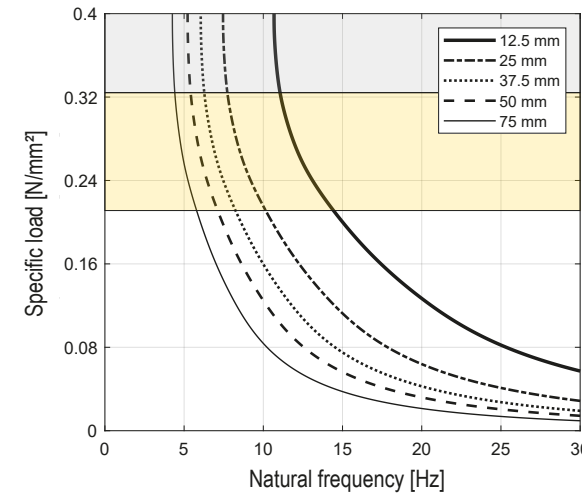
Shape factor 1.5



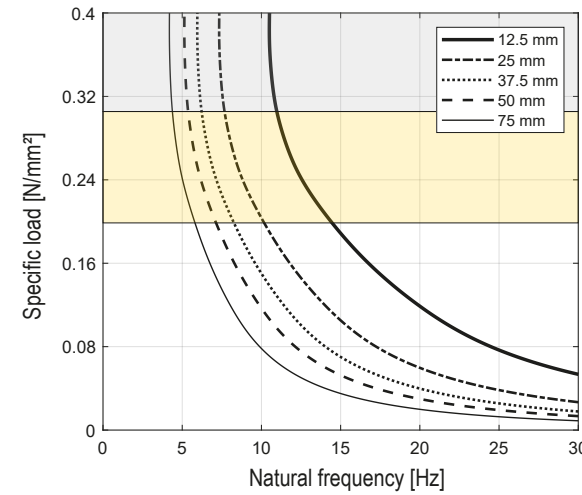
- » T006
- » T008
- » T010
- » T018
- T025**
- » T035
- » T045
- » T060
- » T075
- » T100
- » T125
- » T150
- » T300
- » T600
- » T1200

Natural frequency

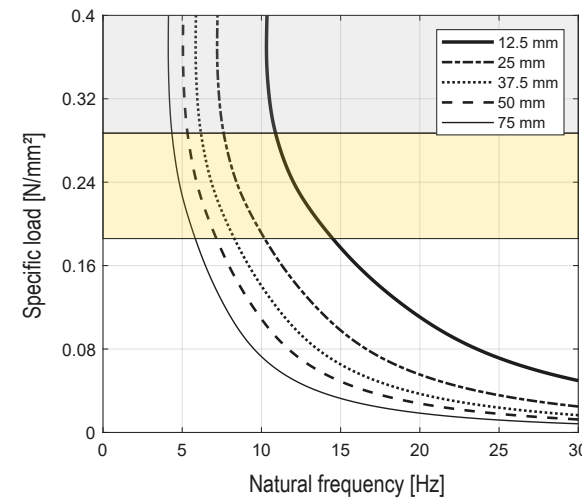
Shape factor 6.0



Shape factor 3.0

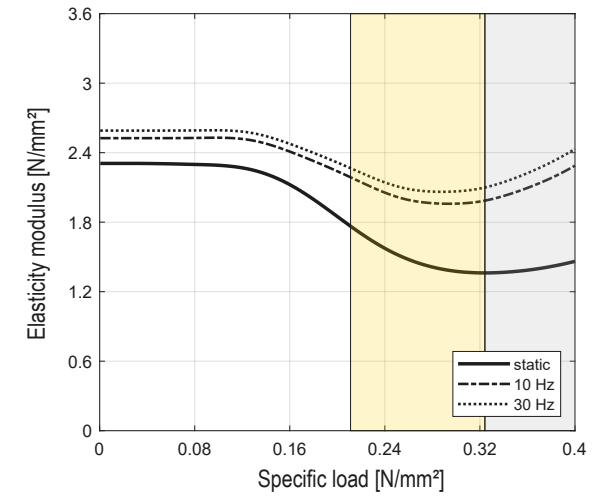


Shape factor 1.5

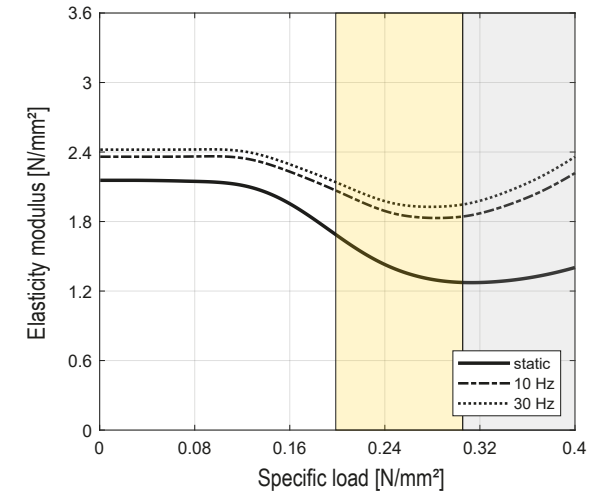


Modulus of elasticity

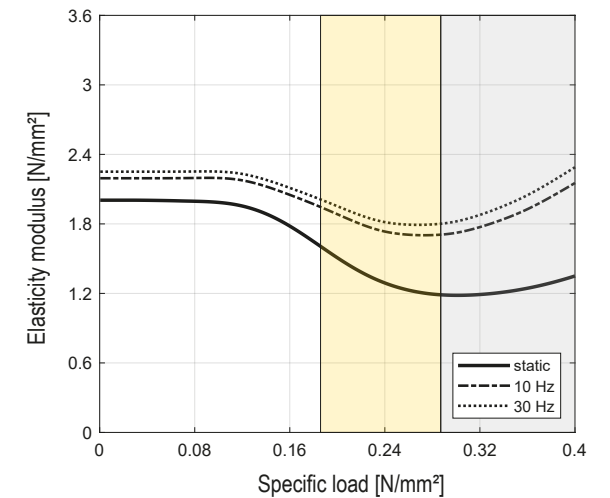
Shape factor 6.0



Shape factor 3.0



Shape factor 1.5



- » T006
- » T008
- » T010
- » T018
- T025**
- » T035
- » T045
- » T060
- » T075
- » T100
- » T125
- » T150
- » T300
- » T600
- » T1200

These are the standard data – specific project data are available on demand. All data is based on our current knowledge and is subject to typical manufacturing tolerances. Furthermore, all parameters may change according to specific project conditions. The data are for information purposes only and a warranty and/or guarantee cannot be derived from it. GERB assumes no liability for the suitability of NOVODAMP® products for the intended purposes by our clients.

Technical data **T035**

Nominal static load capacity

| | |
|-------------------|------------------------|
| Shape factor 6.0: | 0.29 N/mm ² |
| Shape factor 3.0: | 0.27 N/mm ² |
| Shape factor 1.5: | 0.24 N/mm ² |

Dynamic load capacity

| | |
|-------------------|------------------------|
| Shape factor 6.0: | 0.45 N/mm ² |
| Shape factor 3.0: | 0.42 N/mm ² |
| Shape factor 1.5: | 0.38 N/mm ² |

Permissible horizontal deformation

~ 30 % of material thickness*

Horizontal stiffness

~ 25 % of vertical stiffness*

Mechanical loss factor

< 0.1 (DIN 53513; depending on frequency, amplitude, preload and temperature)

Operating temperature

-25 °C to 55 °C

Flammability

Class E (DIN EN ISO 11925-2)
 B2 (DIN 4102-1)

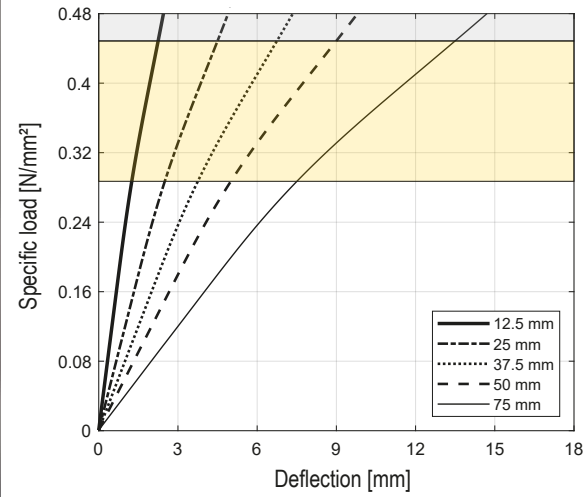
Specific volume resistance

> 2 · 10⁸ Ωm (DIN EN 62631-3-1; for dry material)

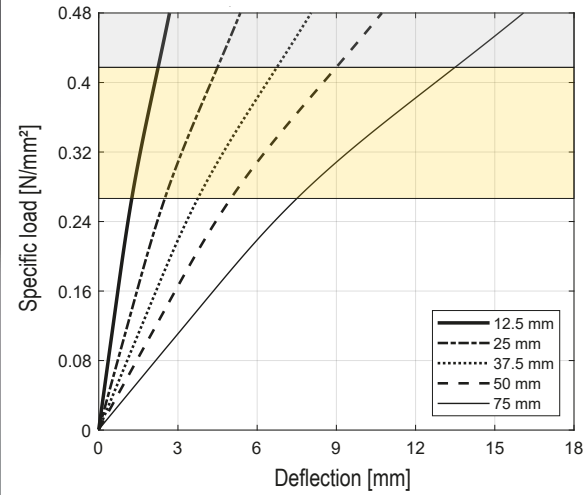
*Design reference value

Load deflection

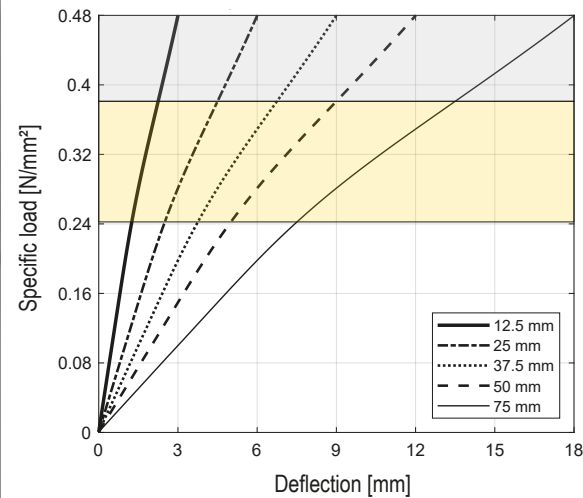
Shape factor 6.0



Shape factor 3.0



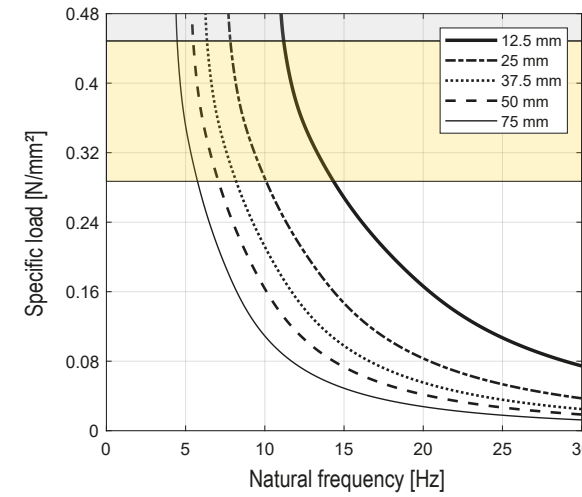
Shape factor 1.5



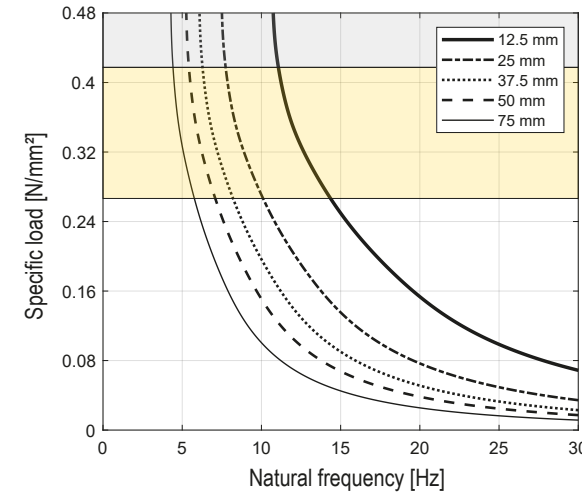
- » T006
- » T008
- » T010
- » T018
- » T025
- » **T035**
- » T045
- » T060
- » T075
- » T100
- » T125
- » T150
- » T300
- » T600
- » T1200

Natural frequency

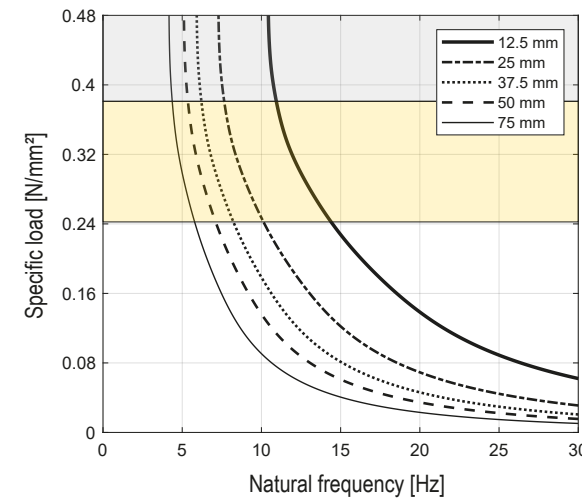
Shape factor 6.0



Shape factor 3.0

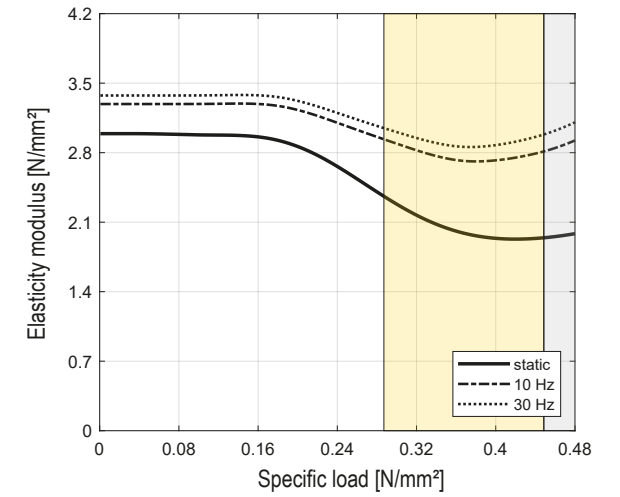


Shape factor 1.5

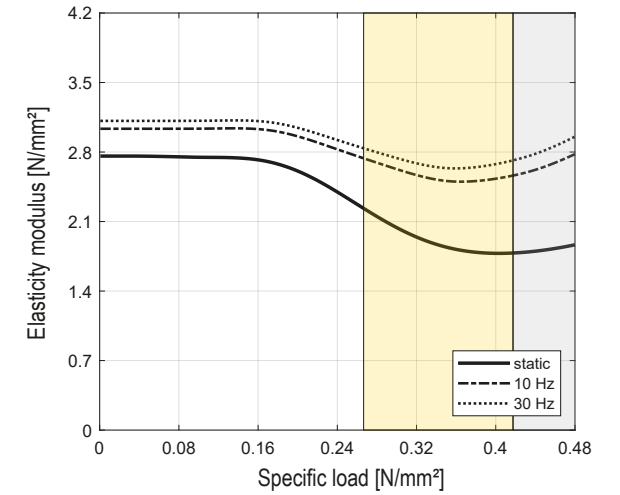


Modulus of elasticity

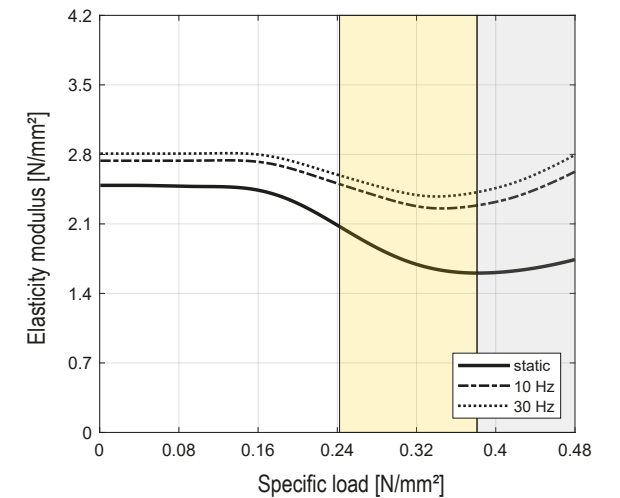
Shape factor 6.0



Shape factor 3.0



Shape factor 1.5



- » T006
- » T008
- » T010
- » T018
- » T025
- » **T035**
- » T045
- » T060
- » T075
- » T100
- » T125
- » T150
- » T300
- » T600
- » T1200

These are the standard data – specific project data are available on demand. All data is based on our current knowledge and is subject to typical manufacturing tolerances. Furthermore, all parameters may change according to specific project conditions. The data are for information purposes only and a warranty and/or guarantee cannot be derived from it. GERB assumes no liability for the suitability of NOVODAMP® products for the intended purposes by our clients.

Technical data T045

Nominal static load capacity

| | |
|-------------------|------------------------|
| Shape factor 6.0: | 0.33 N/mm ² |
| Shape factor 3.0: | 0.31 N/mm ² |
| Shape factor 1.5: | 0.28 N/mm ² |

Dynamic load capacity

| | |
|-------------------|------------------------|
| Shape factor 6.0: | 0.53 N/mm ² |
| Shape factor 3.0: | 0.50 N/mm ² |
| Shape factor 1.5: | 0.46 N/mm ² |

Permissible horizontal deformation

~ 25 % of material thickness*

Horizontal stiffness

~ 20 % of vertical stiffness*

Mechanical loss factor

< 0.1 (DIN 53513; depending on frequency, amplitude, preload and temperature)

Operating temperature

-25 °C to 55 °C

Flammability

Class E (DIN EN ISO 11925-2)
 B2 (DIN 4102-1)

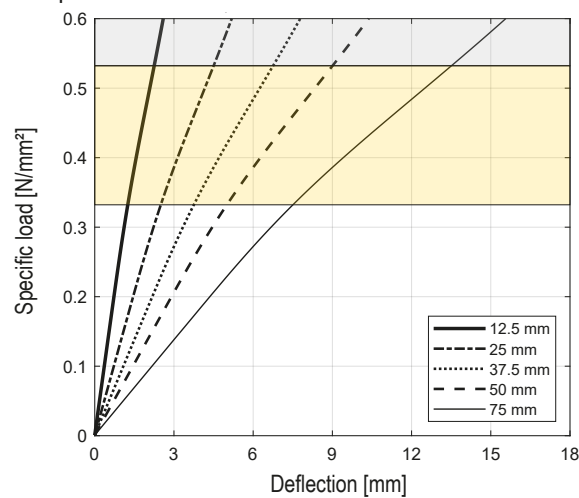
Specific volume resistance

> 10⁸ Ωm (DIN EN 62631-3-1; for dry material)

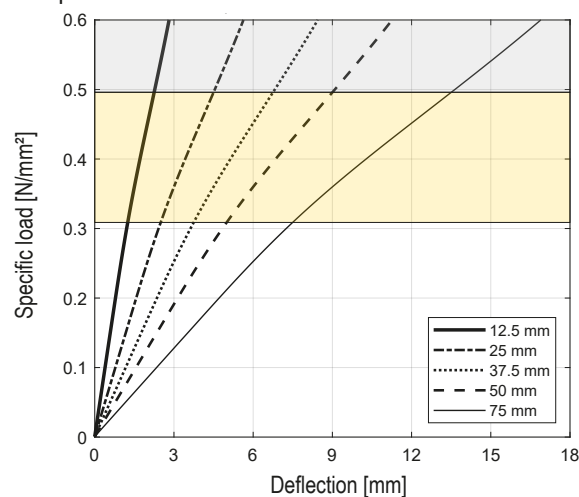
*Design reference value

Load deflection

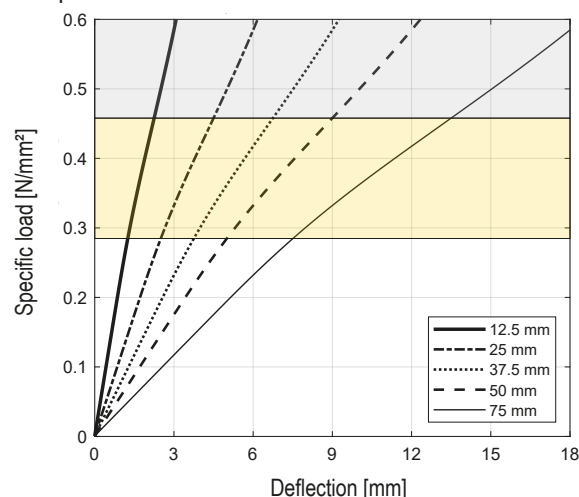
Shape factor 6.0



Shape factor 3.0



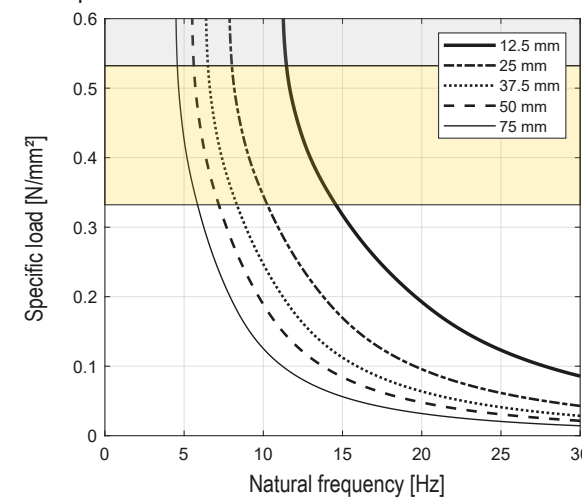
Shape factor 1.5



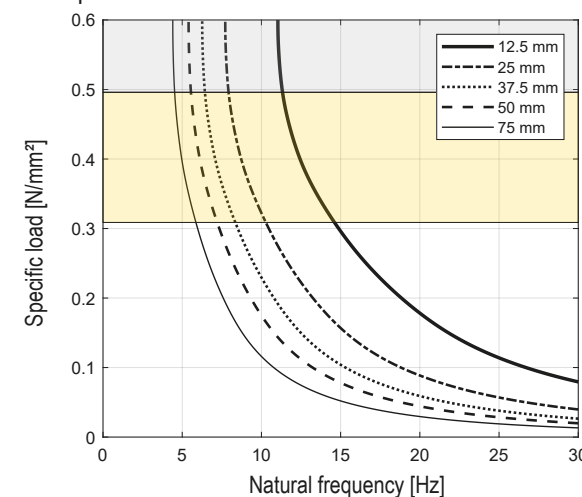
- » T006
- » T008
- » T010
- » T018
- » T025
- » T035
- » T045
- » T060
- » T075
- » T100
- » T125
- » T150
- » T300
- » T600
- » T1200

Natural frequency

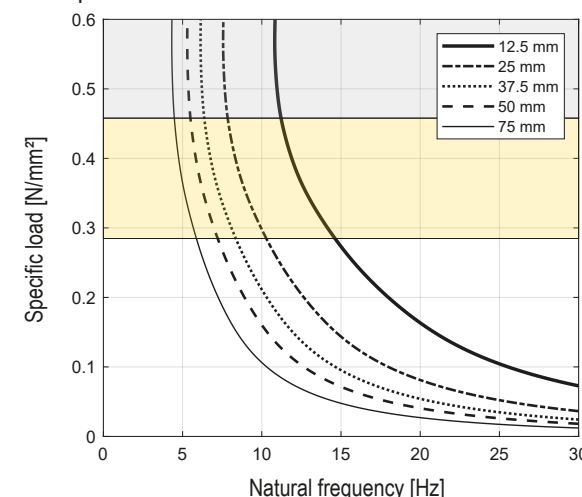
Shape factor 6.0



Shape factor 3.0

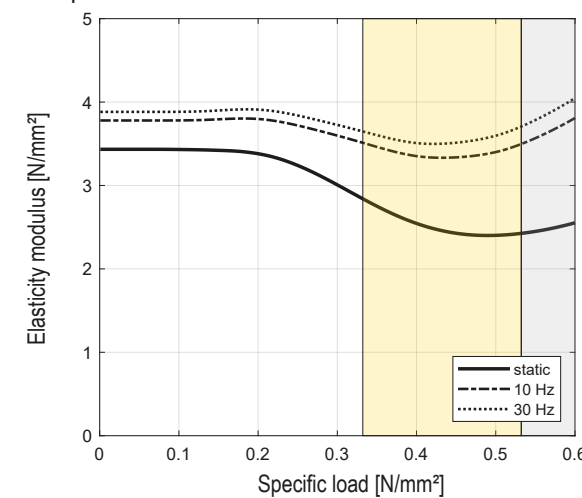


Shape factor 1.5

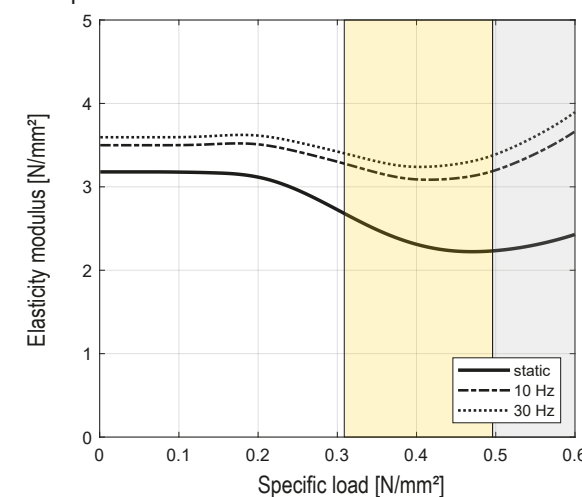


Modulus of elasticity

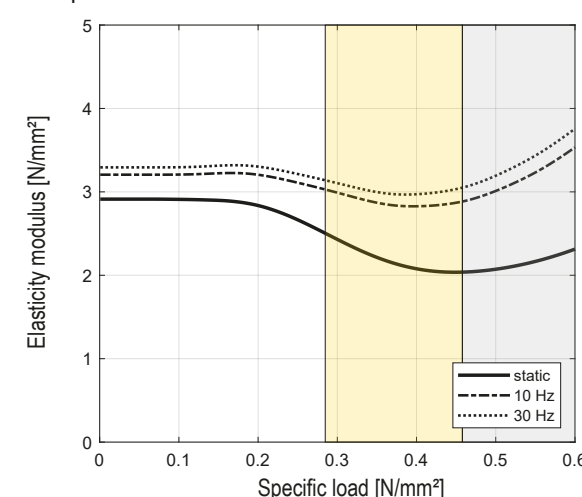
Shape factor 6.0



Shape factor 3.0



Shape factor 1.5



- » T006
- » T008
- » T010
- » T018
- » T025
- » T035
- » T045
- » T060
- » T075
- » T100
- » T125
- » T150
- » T300
- » T600
- » T1200

These are the standard data – specific project data are available on demand. All data is based on our current knowledge and is subject to typical manufacturing tolerances. Furthermore, all parameters may change according to specific project conditions. The data are for information purposes only and a warranty and/or guarantee cannot be derived from it. GERB assumes no liability for the suitability of NOVODAMP® products for the intended purposes by our clients.

Technical data **T060**

Nominal static load capacity

Shape factor 6.0: 0.44 N/mm²
 Shape factor 3.0: 0.40 N/mm²
 Shape factor 1.5: 0.37 N/mm²

Dynamic load capacity

Shape factor 6.0: 0.72 N/mm²
 Shape factor 3.0: 0.66 N/mm²
 Shape factor 1.5: 0.61 N/mm²

Permissible horizontal deformation

~ 25 % of material thickness*

Horizontal stiffness

~ 20 % of vertical stiffness*

Mechanical loss factor

< 0.1 (DIN 53513; depending on frequency, amplitude, preload and temperature)

Operating temperature

-25 °C to 55 °C

Flammability

Class E (DIN EN ISO 11925-2)
 B2 (DIN 4102-1)

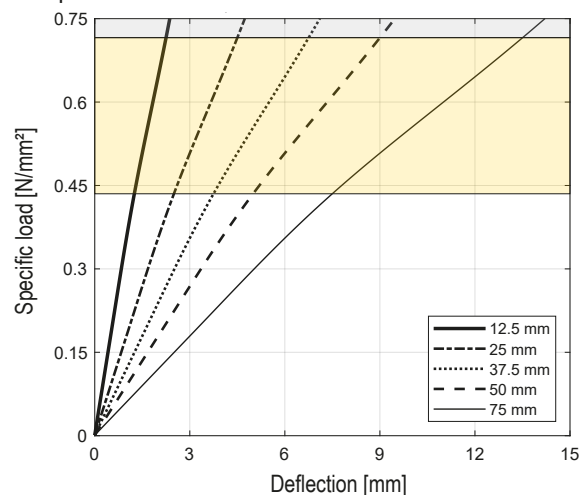
Specific volume resistance

> 10⁸ Ωm (DIN EN 62631-3-1; for dry material)

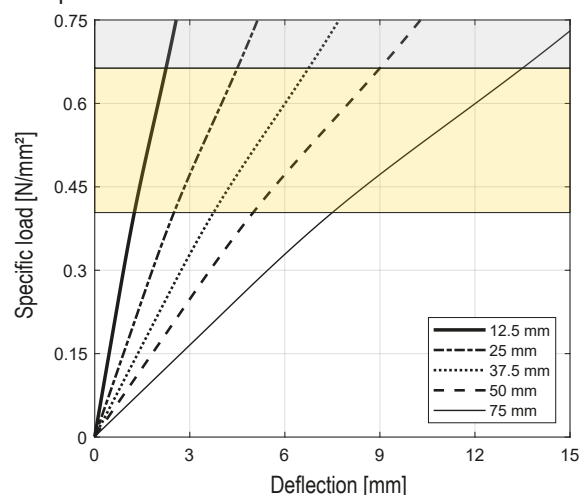
*Design reference value

Load deflection

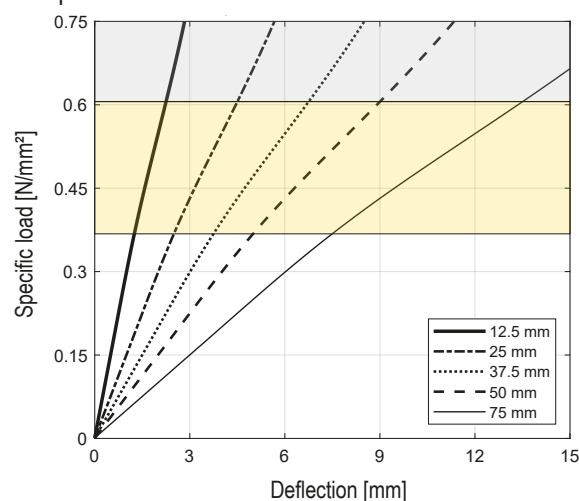
Shape factor 6.0



Shape factor 3.0



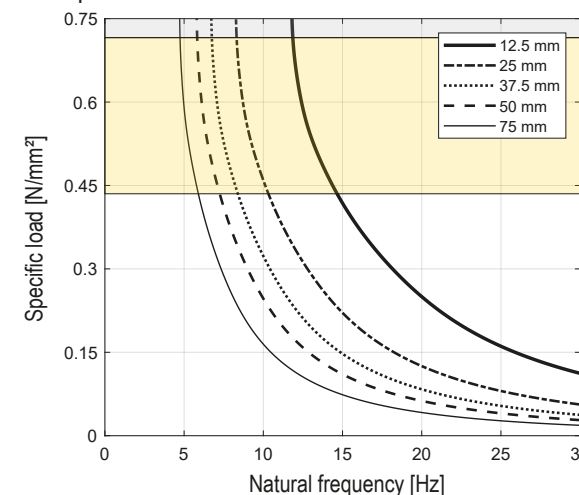
Shape factor 1.5



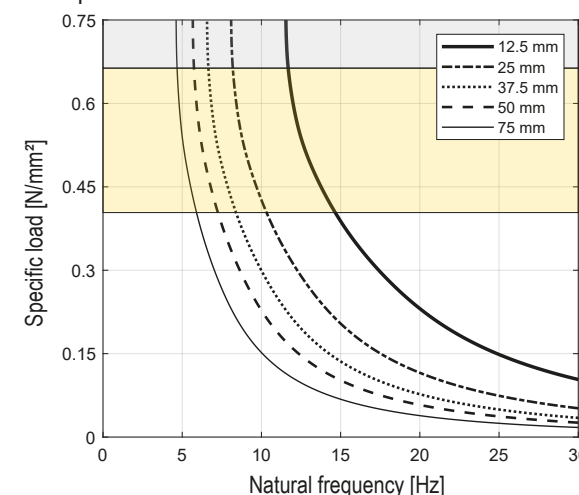
- » T006
- » T008
- » T010
- » T018
- » T025
- » T035
- » T045
- » T060**
- » T075
- » T100
- » T125
- » T150
- » T300
- » T600
- » T1200

Natural frequency

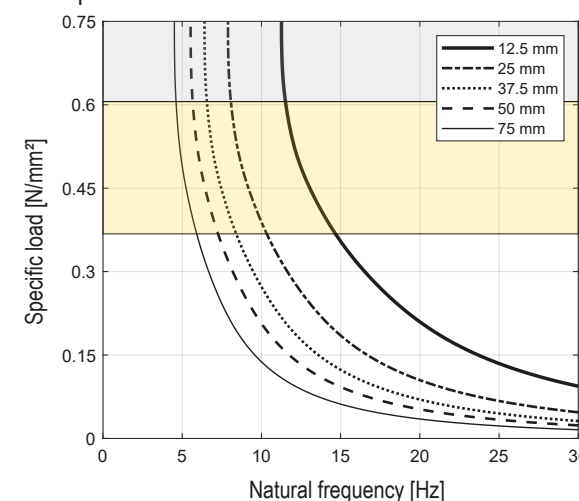
Shape factor 6.0



Shape factor 3.0

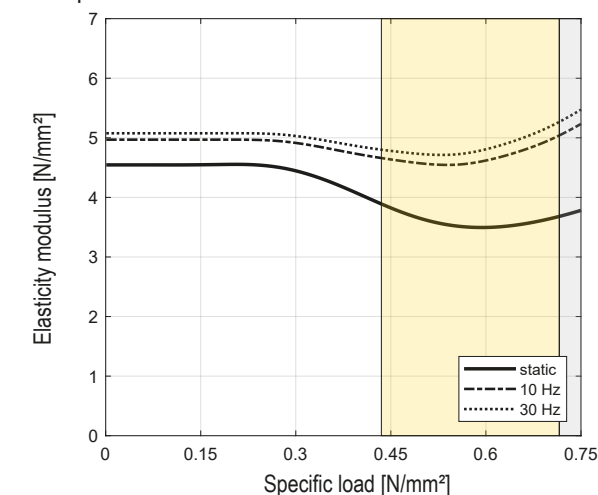


Shape factor 1.5

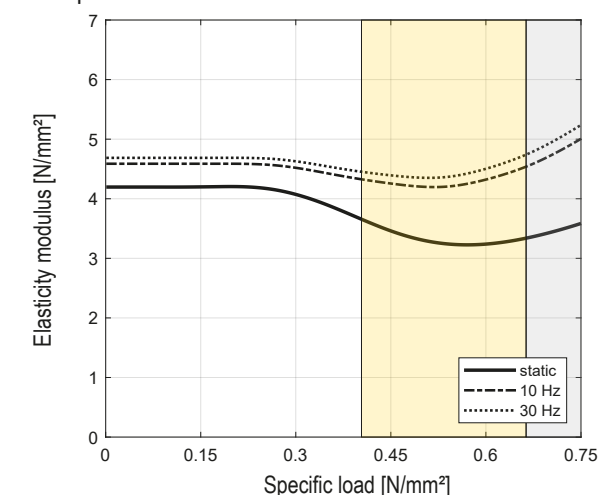


Modulus of elasticity

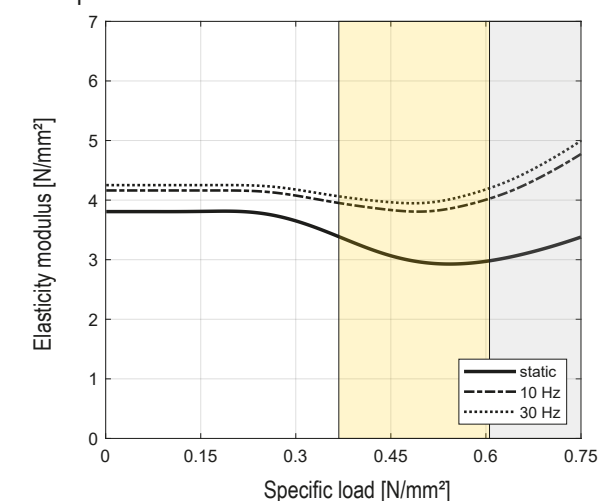
Shape factor 6.0



Shape factor 3.0



Shape factor 1.5



- » T006
- » T008
- » T010
- » T018
- » T025
- » T035
- » T045
- » T060**
- » T075
- » T100
- » T125
- » T150
- » T300
- » T600
- » T1200

These are the standard data – specific project data are available on demand. All data is based on our current knowledge and is subject to typical manufacturing tolerances. Furthermore, all parameters may change according to specific project conditions. The data are for information purposes only and a warranty and/or guarantee cannot be derived from it. GERB assumes no liability for the suitability of NOVODAMP® products for the intended purposes by our clients.

Technical data **T075**

Nominal static load capacity

| | |
|-------------------|------------------------|
| Shape factor 6.0: | 0.58 N/mm ² |
| Shape factor 3.0: | 0.51 N/mm ² |
| Shape factor 1.5: | 0.44 N/mm ² |

Dynamic load capacity

| | |
|-------------------|------------------------|
| Shape factor 6.0: | 0.99 N/mm ² |
| Shape factor 3.0: | 0.86 N/mm ² |
| Shape factor 1.5: | 0.74 N/mm ² |

Permissible horizontal deformation

~ 25 % of material thickness*

Horizontal stiffness

~ 20 % of vertical stiffness*

Mechanical loss factor

< 0.1 (DIN 53513; depending on frequency, amplitude, preload and temperature)

Operating temperature

-25 °C to 55 °C

Flammability

Class E (DIN EN ISO 11925-2)
B2 (DIN 4102-1)

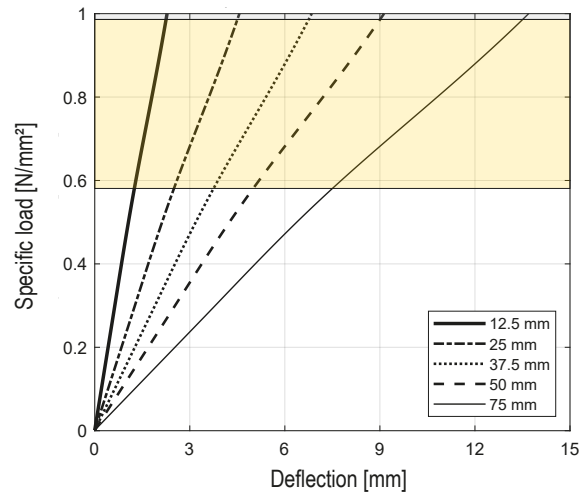
Specific volume resistance

> 10⁸ Ωm (DIN EN 62631-3-1; for dry material)

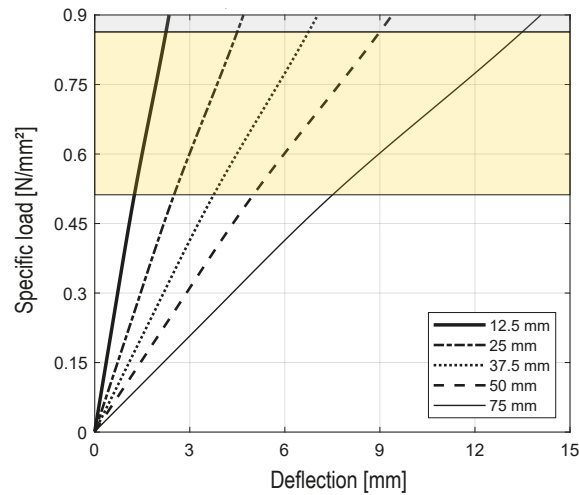
*Design reference value

Load deflection

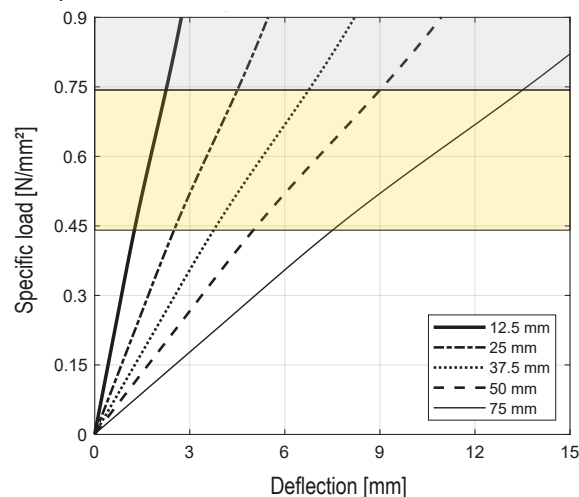
Shape factor 6.0



Shape factor 3.0



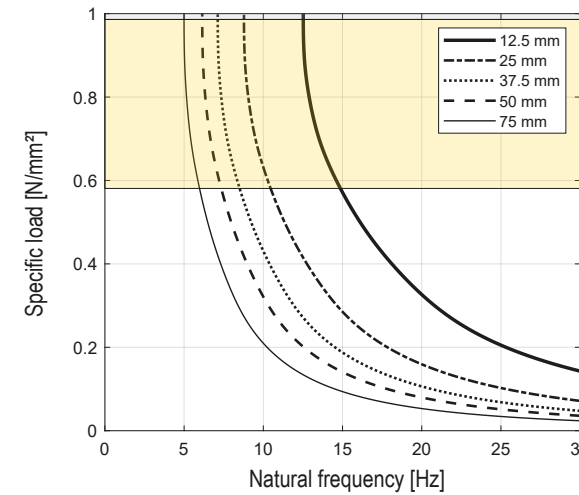
Shape factor 1.5



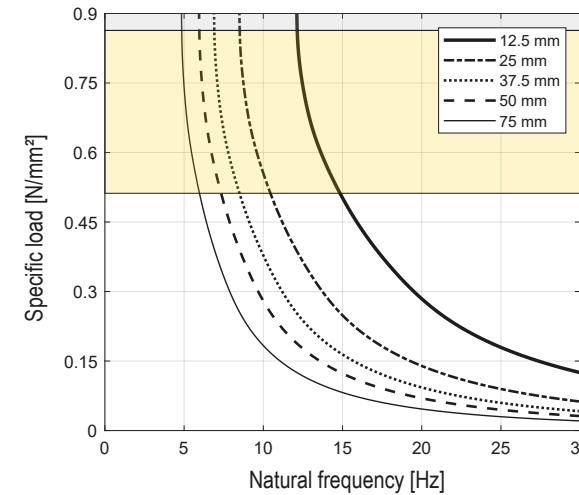
- » T006
- » T008
- » T010
- » T018
- » T025
- » T035
- » T045
- » T060
- T075**
- » T100
- » T125
- » T150
- » T300
- » T600
- » T1200

Natural frequency

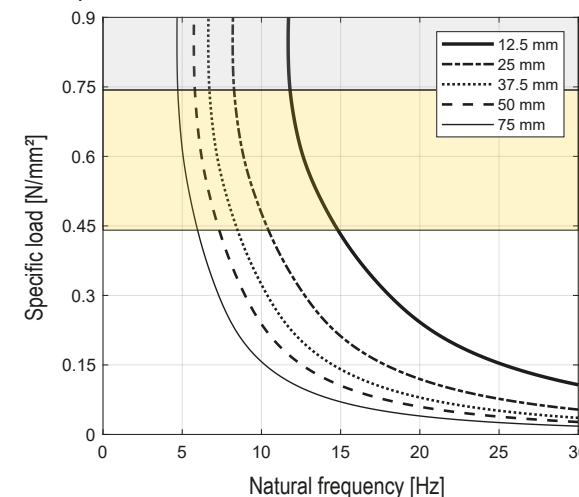
Shape factor 6.0



Shape factor 3.0

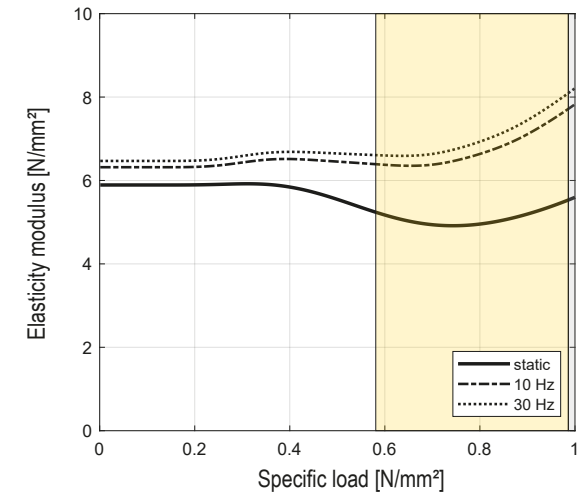


Shape factor 1.5

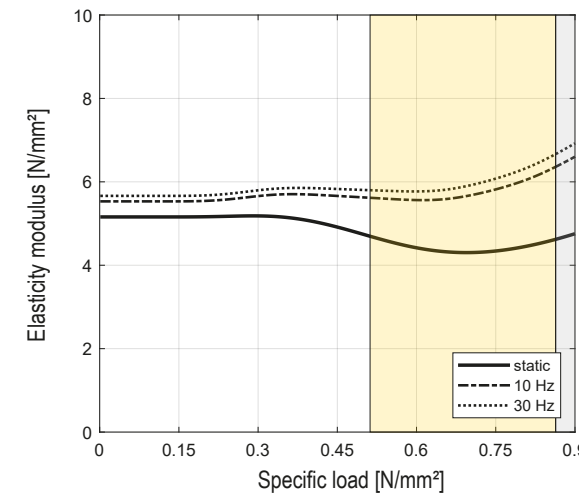


Modulus of elasticity

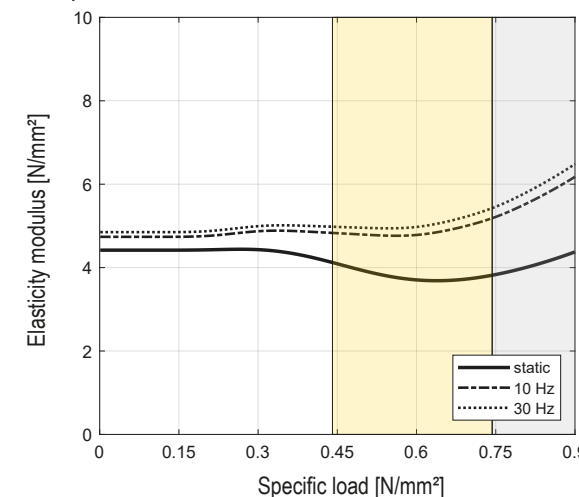
Shape factor 6.0



Shape factor 3.0



Shape factor 1.5



- » T006
- » T008
- » T010
- » T018
- » T025
- » T035
- » T045
- » T060
- T075**
- » T100
- » T125
- » T150
- » T300
- » T600
- » T1200

These are the standard data – specific project data are available on demand. All data is based on our current knowledge and is subject to typical manufacturing tolerances. Furthermore, all parameters may change according to specific project conditions. The data are for information purposes only and a warranty and/or guarantee cannot be derived from it. GERB assumes no liability for the suitability of NOVODAMP® products for the intended purposes by our clients.

Technical data **T100**

Nominal static load capacity

| | |
|-------------------|------------------------|
| Shape factor 6.0: | 0.80 N/mm ² |
| Shape factor 3.0: | 0.70 N/mm ² |
| Shape factor 1.5: | 0.60 N/mm ² |

Dynamic load capacity

| | |
|-------------------|------------------------|
| Shape factor 6.0: | 1.40 N/mm ² |
| Shape factor 3.0: | 1.20 N/mm ² |
| Shape factor 1.5: | 1.00 N/mm ² |

Permissible horizontal deformation

~ 20 % of material thickness*

Horizontal stiffness

~ 15 % of vertical stiffness*

Mechanical loss factor

< 0.1 (DIN 53513; depending on frequency, amplitude, preload and temperature)

Operating temperature

-25 °C to 55 °C

Flammability

Class E (DIN EN ISO 11925-2)
 B2 (DIN 4102-1)

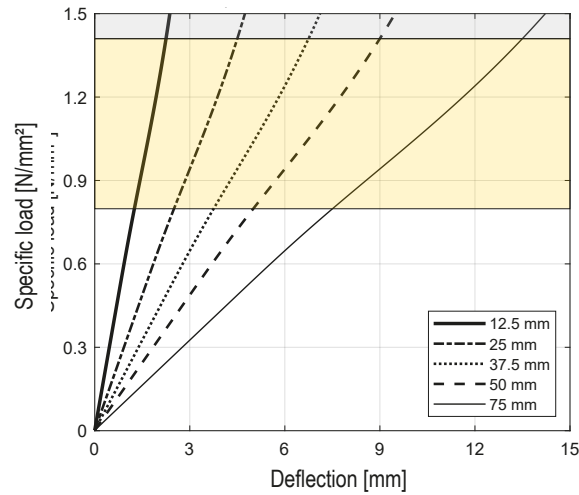
Specific volume resistance

> 10⁸ Ωm (DIN EN 62631-3-1; for dry material)

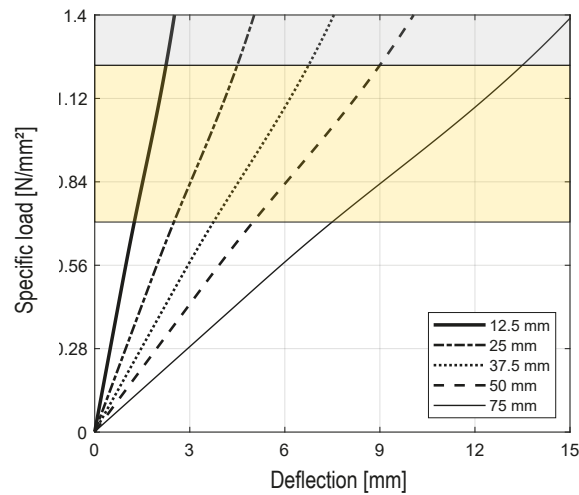
*Design reference value

Load deflection

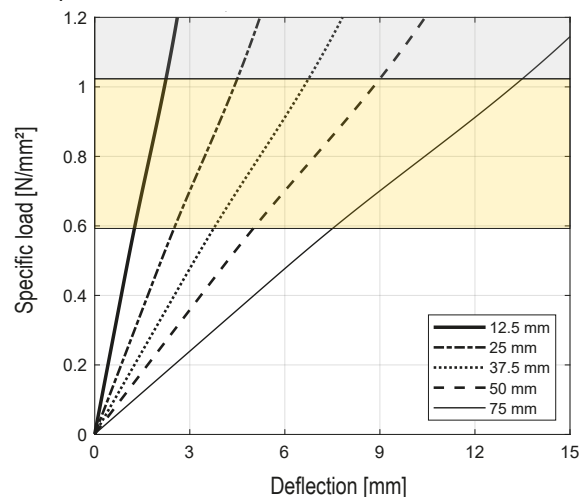
Shape factor 6.0



Shape factor 3.0



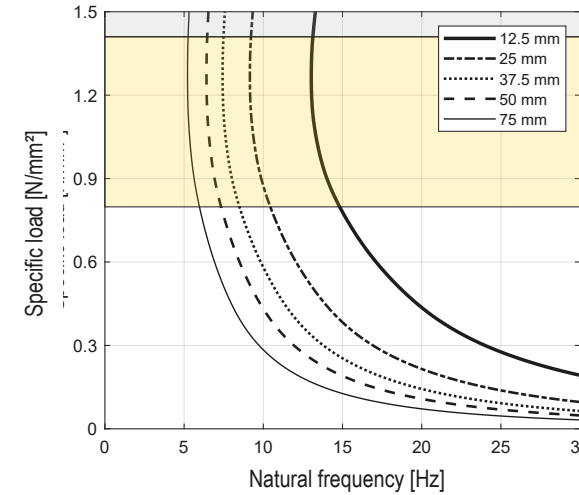
Shape factor 1.5



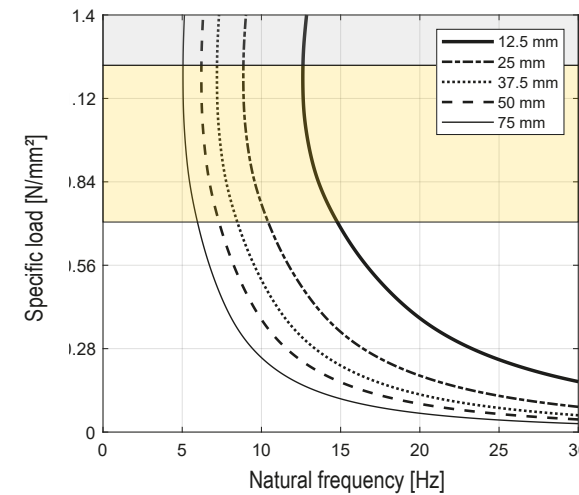
- » T006
- » T008
- » T010
- » T018
- » T025
- » T035
- » T045
- » T060
- » T075
- T100**
- » T125
- » T150
- » T300
- » T600
- » T1200

Natural frequency

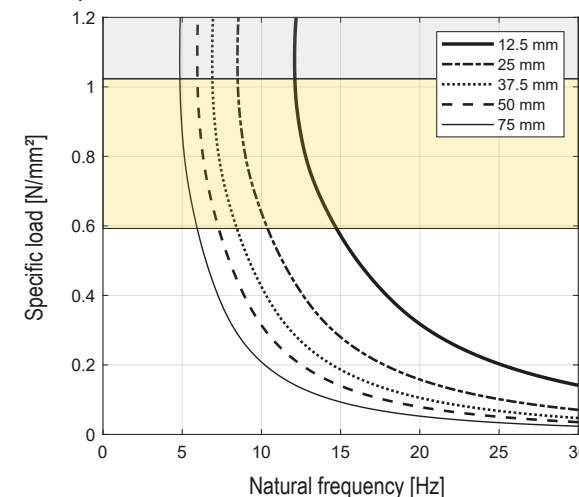
Shape factor 6.0



Shape factor 3.0

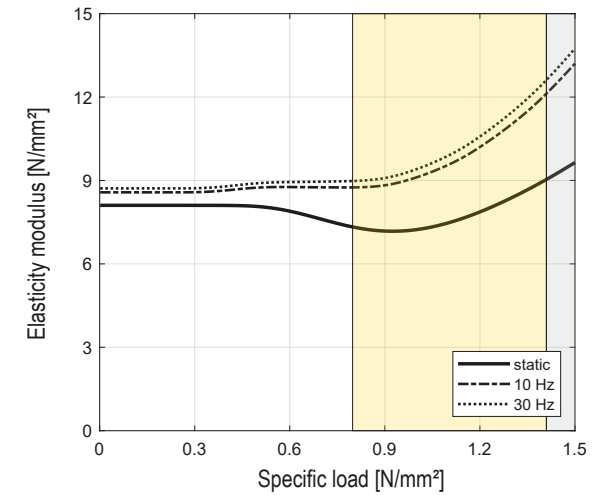


Shape factor 1.5

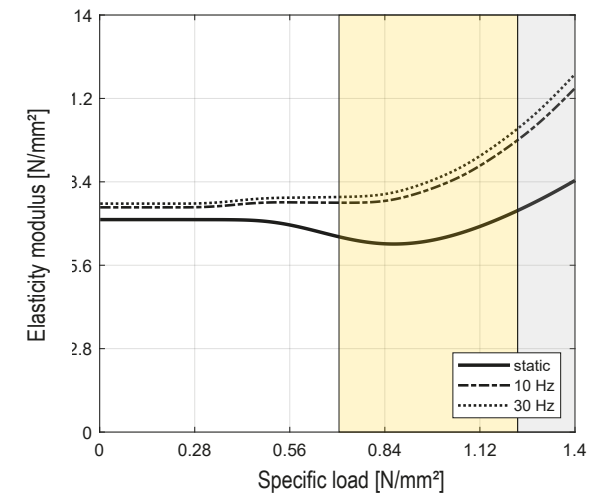


Modulus of elasticity

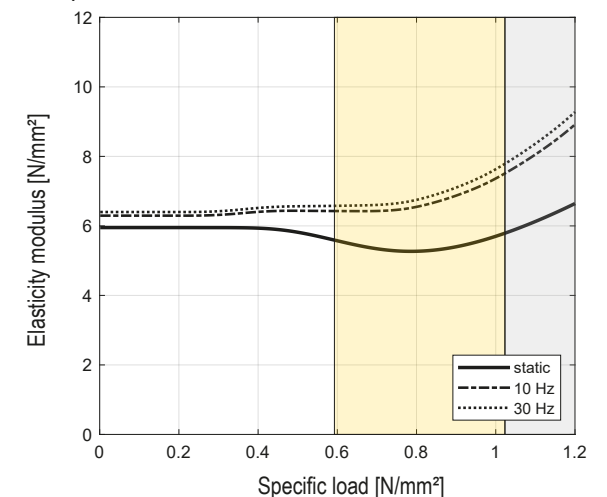
Shape factor 6.0



Shape factor 3.0



Shape factor 1.5



- » T006
- » T008
- » T010
- » T018
- » T025
- » T035
- » T045
- » T060
- » T075
- T100**
- » T125
- » T150
- » T300
- » T600
- » T1200

These are the standard data – specific project data are available on demand. All data is based on our current knowledge and is subject to typical manufacturing tolerances. Furthermore, all parameters may change according to specific project conditions. The data are for information purposes only and a warranty and/or guarantee cannot be derived from it. GERB assumes no liability for the suitability of NOVODAMP® products for the intended purposes by our clients.

Technical data T125

Nominal static load capacity

| | |
|-------------------|------------------------|
| Shape factor 6.0: | 1.10 N/mm ² |
| Shape factor 3.0: | 1.00 N/mm ² |
| Shape factor 1.5: | 0.80 N/mm ² |

Dynamic load capacity

| | |
|-------------------|------------------------|
| Shape factor 6.0: | 1.90 N/mm ² |
| Shape factor 3.0: | 1.70 N/mm ² |
| Shape factor 1.5: | 1.40 N/mm ² |

Permissible horizontal deformation

~ 20 % of material thickness*

Horizontal stiffness

~ 15 % of vertical stiffness*

Mechanical loss factor

< 0.1 (DIN 53513; depending on frequency, amplitude, preload and temperature)

Operating temperature

-25 °C to 55 °C

Flammability

Class E (DIN EN ISO 11925-2)
 B2 (DIN 4102-1)

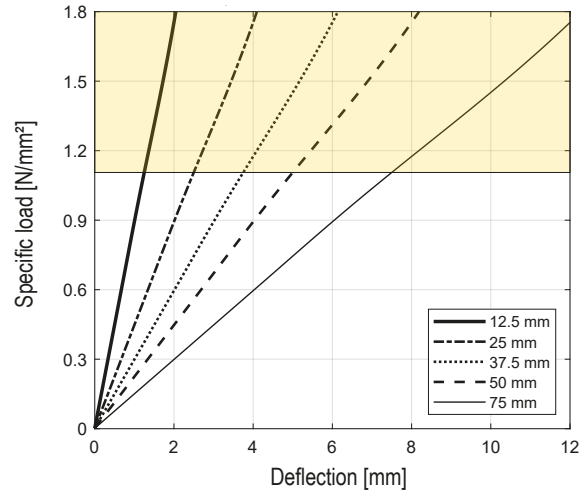
Specific volume resistance

> 10⁸ Ωm (DIN EN 62631-3-1; for dry material)

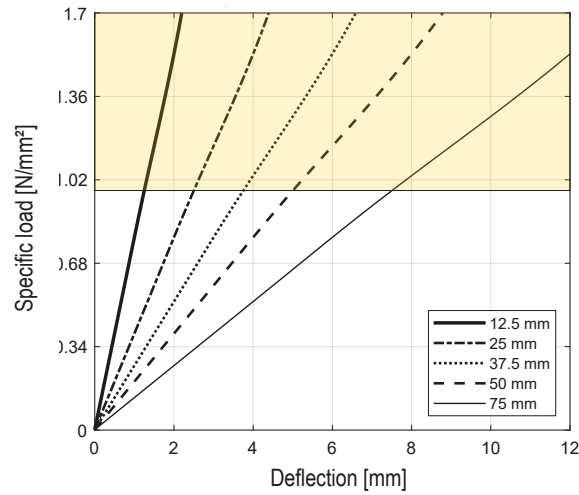
*Design reference value

Load deflection

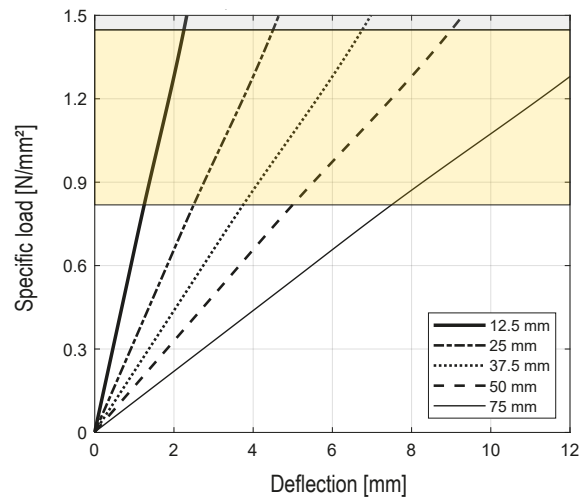
Shape factor 6.0



Shape factor 3.0



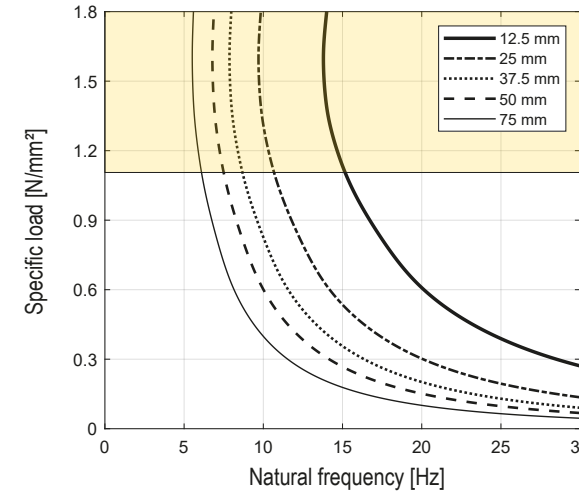
Shape factor 1.5



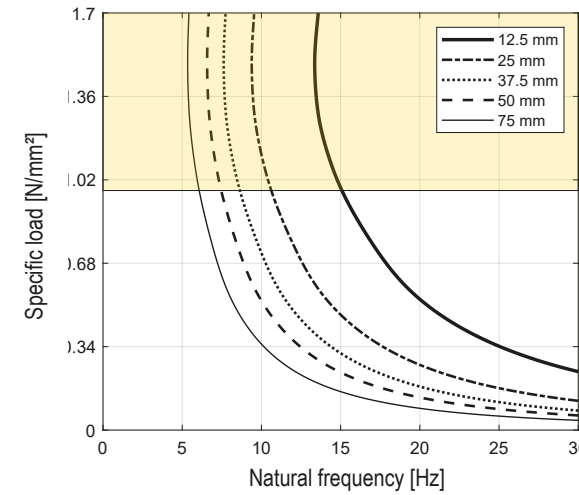
- » T006
- » T008
- » T010
- » T018
- » T025
- » T035
- » T045
- » T060
- » T075
- » T100
- » T125
- » T150
- » T300
- » T600
- » T1200

Natural frequency

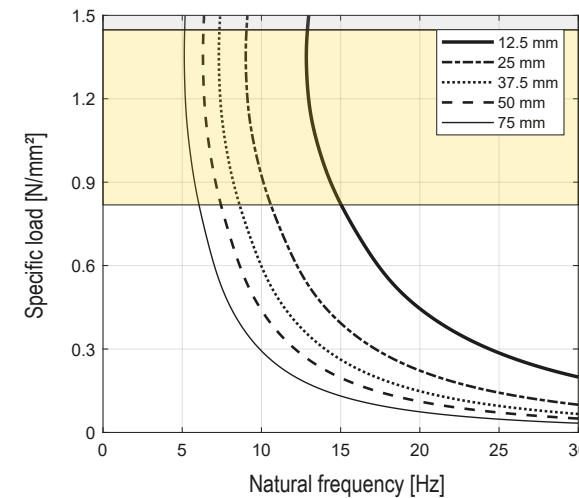
Shape factor 6.0



Shape factor 3.0

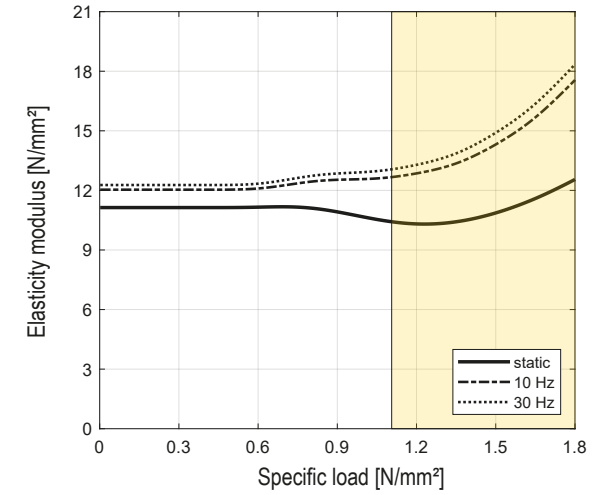


Shape factor 1.5

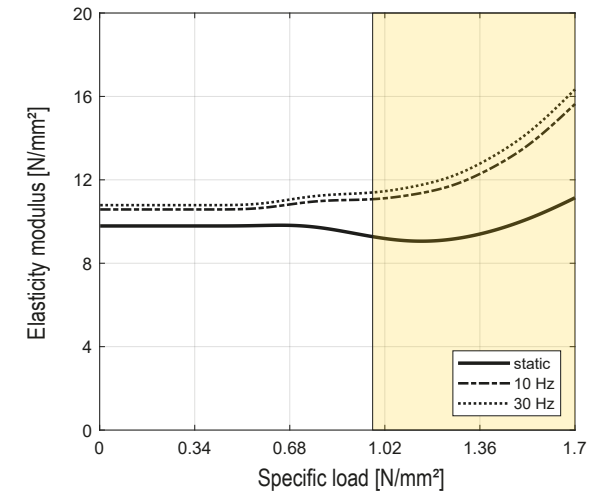


Modulus of elasticity

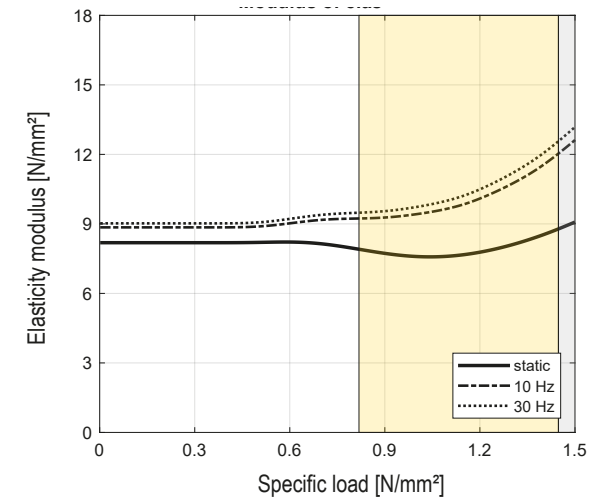
Shape factor 6.0



Shape factor 3.0



Shape factor 1.5



- » T006
- » T008
- » T010
- » T018
- » T025
- » T035
- » T045
- » T060
- » T075
- » T100
- » T125
- » T150
- » T300
- » T600
- » T1200

These are the standard data – specific project data are available on demand. All data is based on our current knowledge and is subject to typical manufacturing tolerances. Furthermore, all parameters may change according to specific project conditions. The data are for information purposes only and a warranty and/or guarantee cannot be derived from it. GERB assumes no liability for the suitability of NOVODAMP® products for the intended purposes by our clients.

Technical data **T150**

Nominal static load capacity

| | |
|-------------------|------------------------|
| Shape factor 6.0: | 1.70 N/mm ² |
| Shape factor 3.0: | 1.40 N/mm ² |
| Shape factor 1.5: | 1.10 N/mm ² |

Dynamic load capacity

| | |
|-------------------|------------------------|
| Shape factor 6.0: | 2.30 N/mm ² |
| Shape factor 3.0: | 2.10 N/mm ² |
| Shape factor 1.5: | 1.80 N/mm ² |

Permissible horizontal deformation

~ 20 % of material thickness*

Horizontal stiffness

~ 15 % of vertical stiffness*

Mechanical loss factor

< 0.1 (DIN 53513; depending on frequency, amplitude, preload and temperature)

Operating temperature

-25 °C to 55 °C

Flammability

Class E (DIN EN ISO 11925-2)
 B2 (DIN 4102-1)

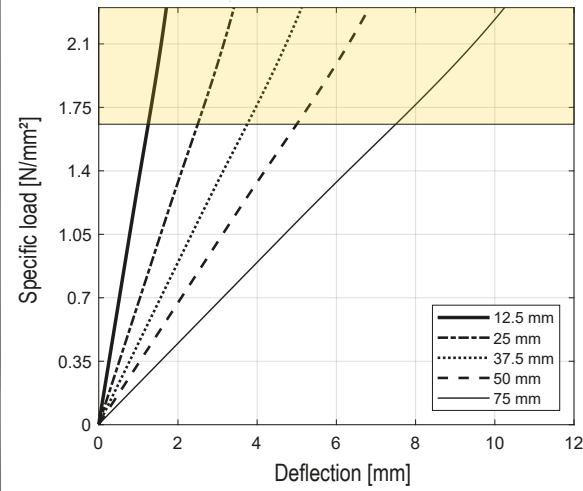
Specific volume resistance

> 10⁸ Ωm (DIN EN 62631-3-1; for dry material)

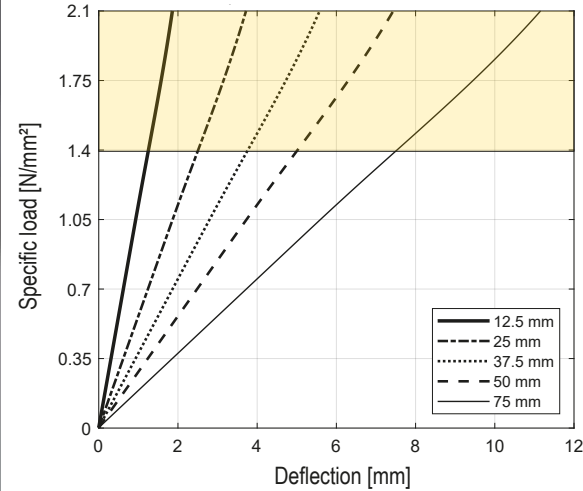
*Design reference value

Load deflection

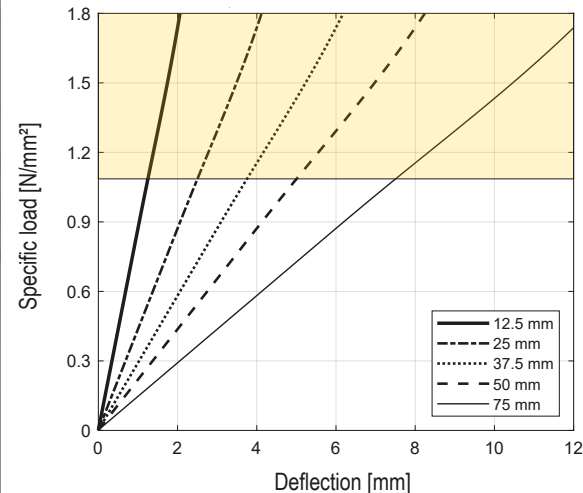
Shape factor 6.0



Shape factor 3.0



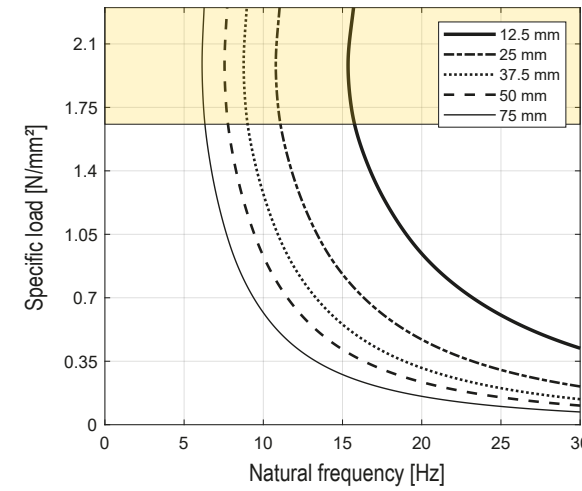
Shape factor 1.5



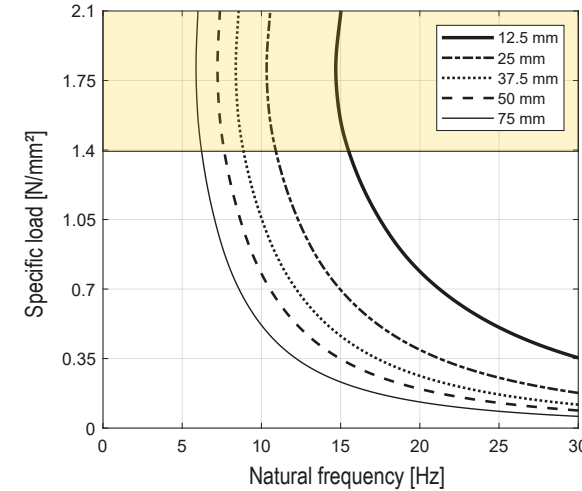
- » T006
- » T008
- » T010
- » T018
- » T025
- » T035
- » T045
- » T060
- » T075
- » T100
- » T125
- » **T150**
- » T300
- » T600
- » T1200

Natural frequency

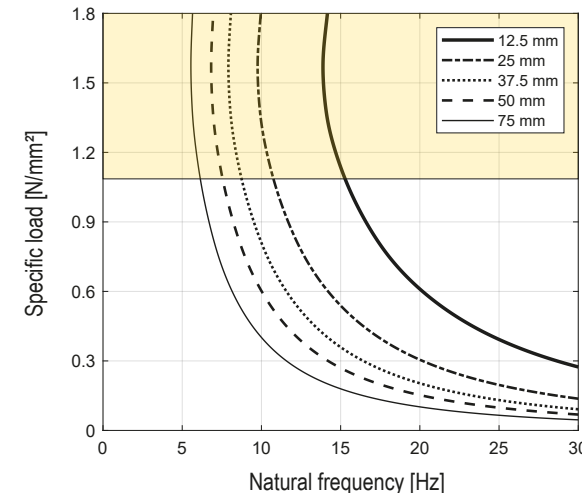
Shape factor 6.0



Shape factor 3.0

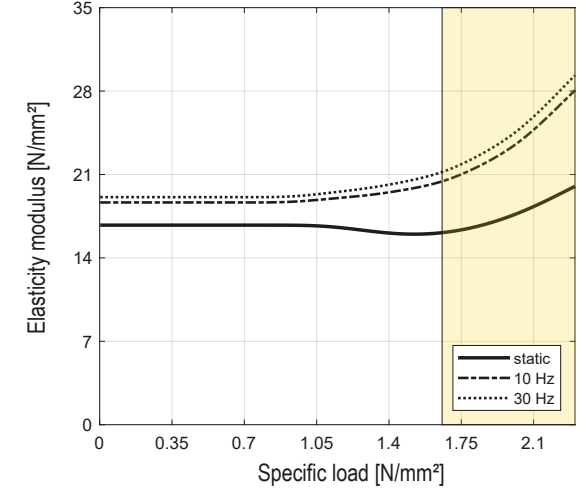


Shape factor 1.5

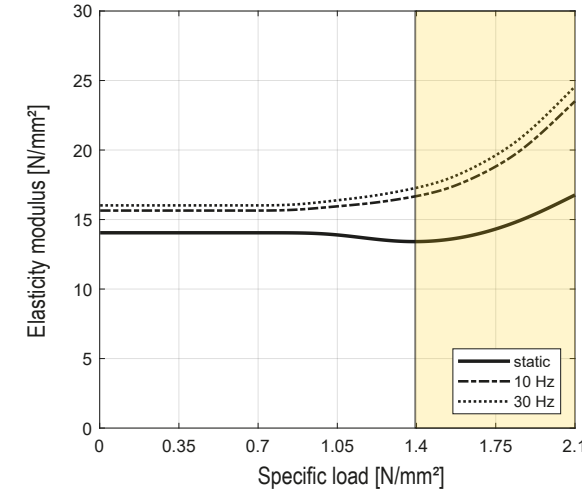


Modulus of elasticity

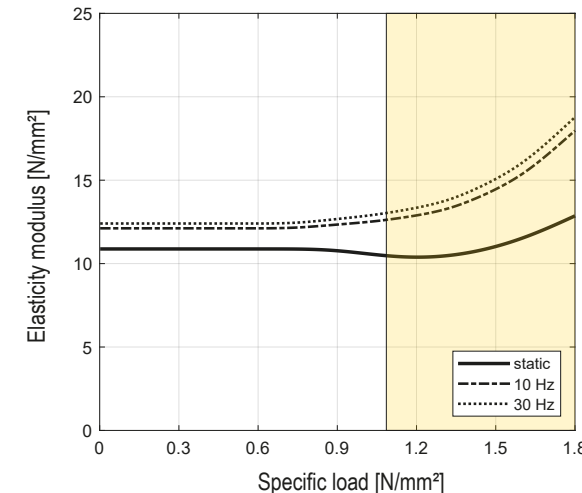
Shape factor 6.0



Shape factor 3.0



Shape factor 1.5



- » T006
- » T008
- » T010
- » T018
- » T025
- » T035
- » T045
- » T060
- » T075
- » T100
- » T125
- » **T150**
- » T300
- » T600
- » T1200

These are the standard data – specific project data are available on demand. All data is based on our current knowledge and is subject to typical manufacturing tolerances. Furthermore, all parameters may change according to specific project conditions. The data are for information purposes only and a warranty and/or guarantee cannot be derived from it. GERB assumes no liability for the suitability of NOVODAMP® products for the intended purposes by our clients.

Technical data T300

Nominal static load capacity

| | |
|-------------------|------------------------|
| Shape factor 6.0: | 3.60 N/mm ² |
| Shape factor 3.0: | 3.00 N/mm ² |
| Shape factor 1.5: | 2.40 N/mm ² |

Dynamic load capacity

| | |
|-------------------|------------------------|
| Shape factor 6.0: | 5.10 N/mm ² |
| Shape factor 3.0: | 4.70 N/mm ² |
| Shape factor 1.5: | 3.80 N/mm ² |

Permissible horizontal deformation

~ 15 % of material thickness*

Horizontal stiffness

~ 10 % of vertical stiffness*

Mechanical loss factor

< 0.1 (DIN 53513; depending on frequency, amplitude, preload and temperature)

Operating temperature

-25 °C to 55 °C

Flammability

Class E (DIN EN ISO 11925-2)
 B2 (DIN 4102-1)

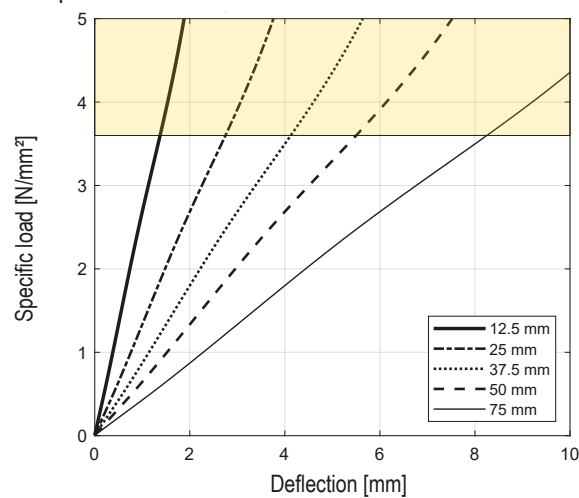
Specific volume resistance

> 4 · 10⁸ Ωm (DIN EN 62631-3-1; for dry material)

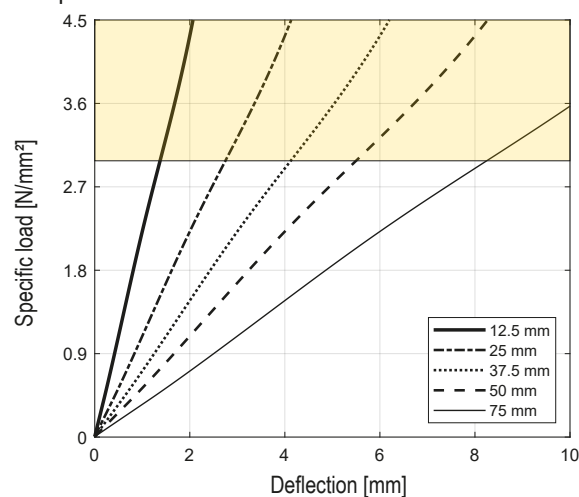
*Design reference value

Load deflection

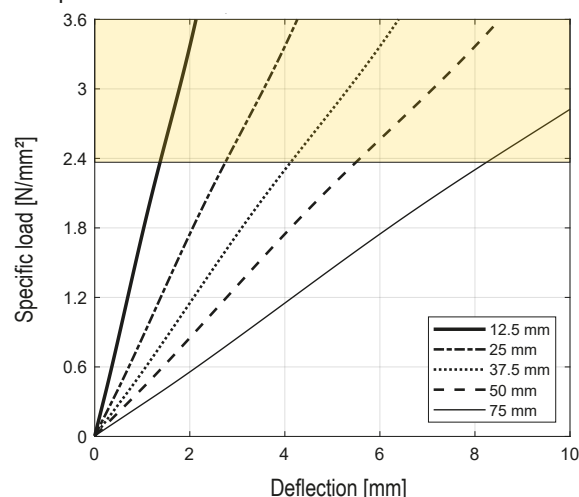
Shape factor 6.0



Shape factor 3.0



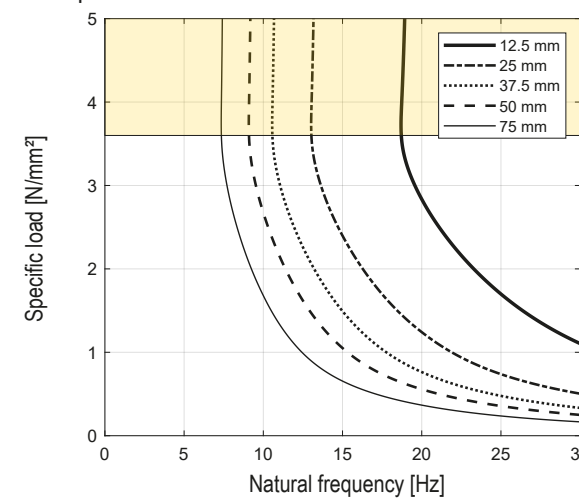
Shape factor 1.5



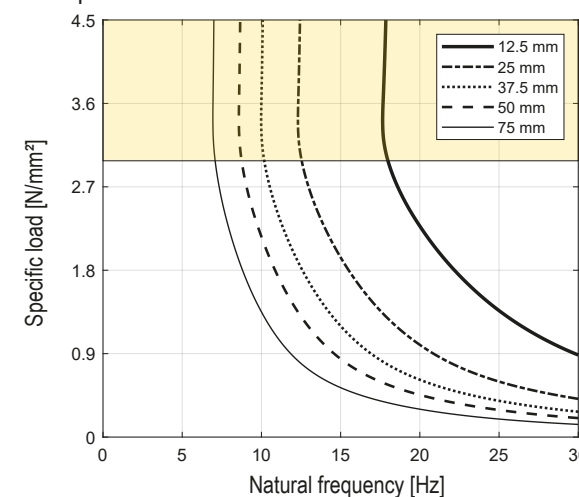
- » T006
- » T008
- » T010
- » T018
- » T025
- » T035
- » T045
- » T060
- » T075
- » T100
- » T125
- » T150
- T300
- » T600
- » T1200

Natural frequency

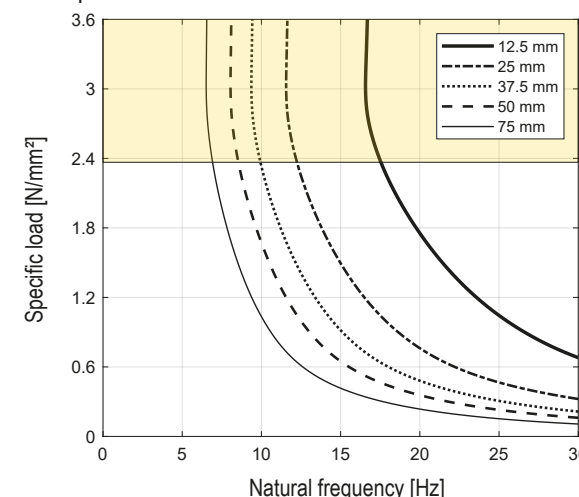
Shape factor 6.0



Shape factor 3.0

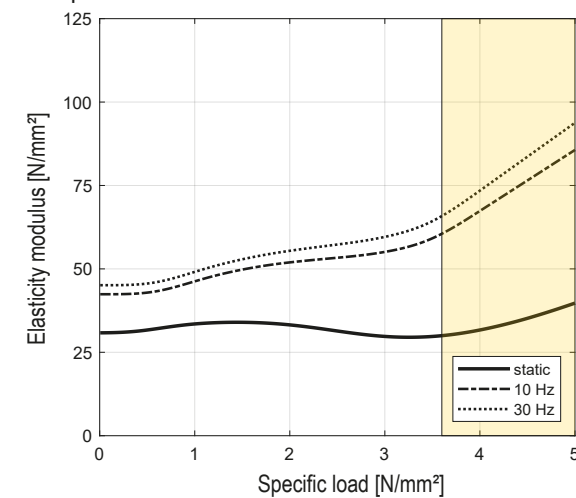


Shape factor 1.5

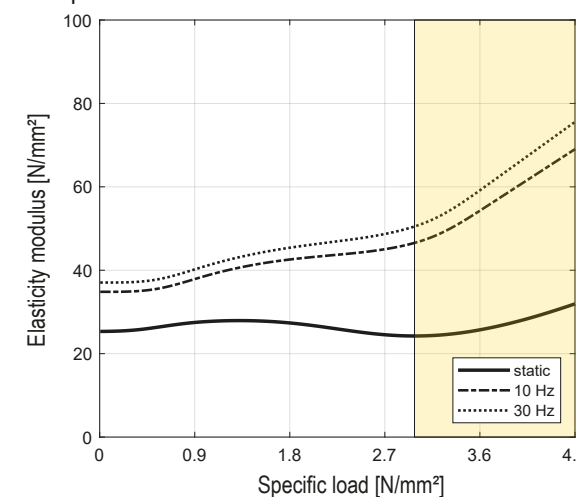


Modulus of elasticity

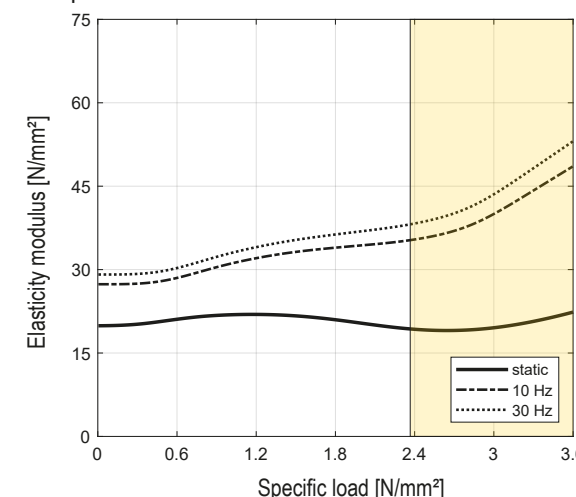
Shape factor 6.0



Shape factor 3.0



Shape factor 1.5



- » T006
- » T008
- » T010
- » T018
- » T025
- » T035
- » T045
- » T060
- » T075
- » T100
- » T125
- » T150
- T300
- » T600
- » T1200

These are the standard data – specific project data are available on demand. All data is based on our current knowledge and is subject to typical manufacturing tolerances. Furthermore, all parameters may change according to specific project conditions. The data are for information purposes only and a warranty and/or guarantee cannot be derived from it. GERB assumes no liability for the suitability of NOVODAMP® products for the intended purposes by our clients.

Technical data T600

Nominal static load capacity

Shape factor 6.0: 8.40 N/mm²
 Shape factor 3.0: 6.30 N/mm²
 Shape factor 1.5: 4.10 N/mm²

Dynamic load capacity

Shape factor 6.0: 8.40 N/mm²
 Shape factor 3.0: 6.30 N/mm²
 Shape factor 1.5: 4.10 N/mm²

Permissible horizontal deformation

~ 15 % of material thickness*

Horizontal stiffness

~ 10 % of vertical stiffness*

Mechanical loss factor

< 0.1 (DIN 53513; depending on frequency, amplitude, preload and temperature)

Operating temperature

-25 °C to 55 °C

Flammability

Class E (DIN EN ISO 11925-2)
 B2 (DIN 4102-1)

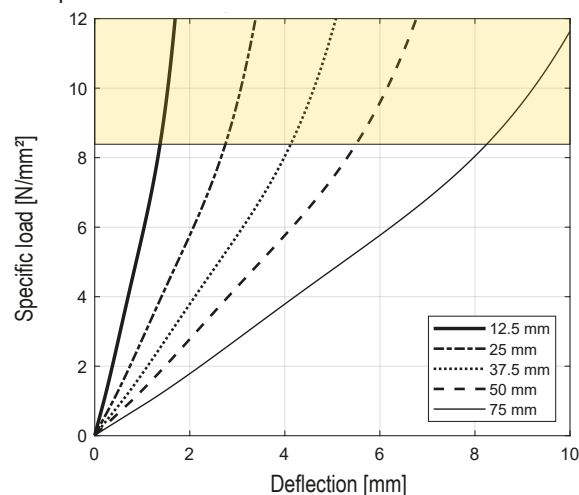
Specific volume resistance

> 5 · 10⁸ Ωm (DIN EN 62631-3-1; for dry material)

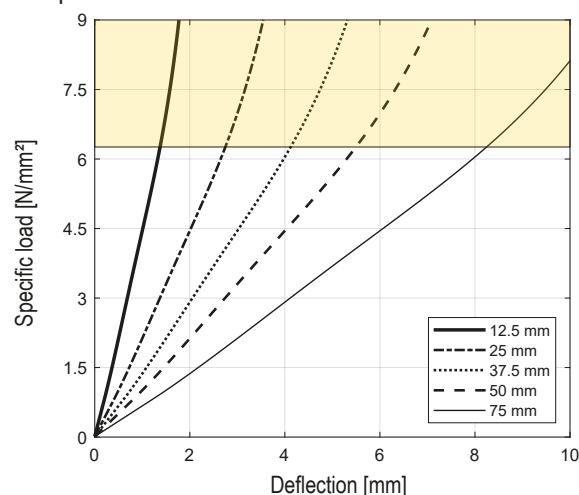
*Design reference value

Load deflection

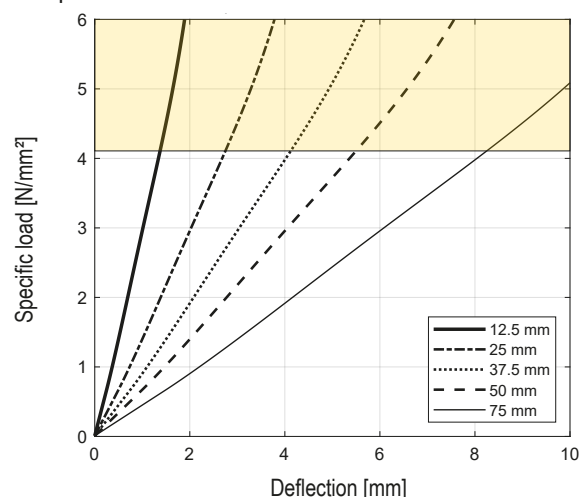
Shape factor 6.0



Shape factor 3.0



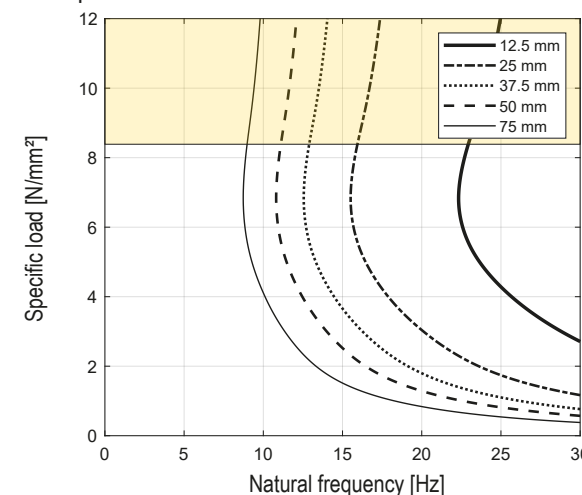
Shape factor 1.5



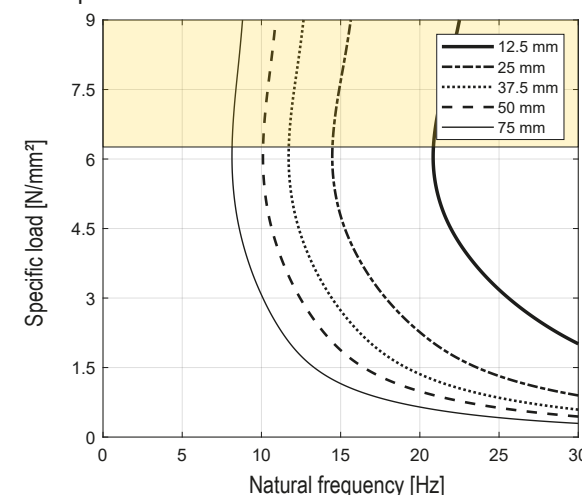
- » T006
- » T008
- » T010
- » T018
- » T025
- » T035
- » T045
- » T060
- » T075
- » T100
- » T125
- » T150
- » T300
- T600
- » T1200

Natural frequency

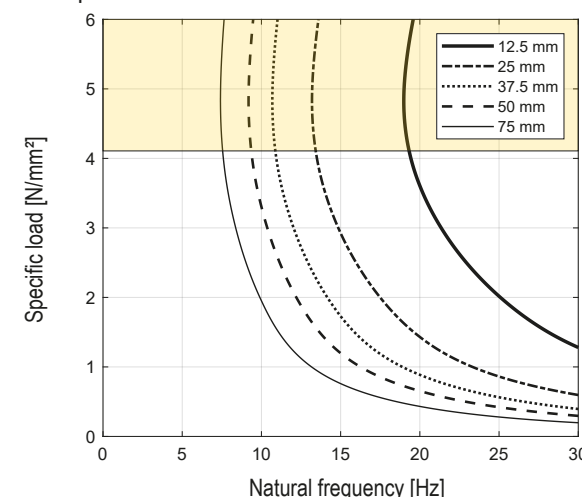
Shape factor 6.0



Shape factor 3.0

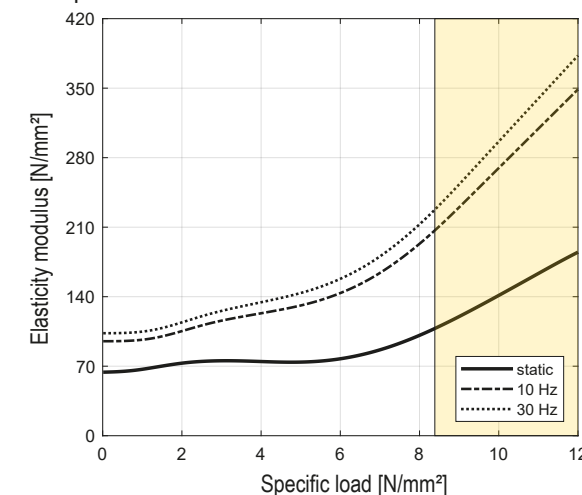


Shape factor 1.5

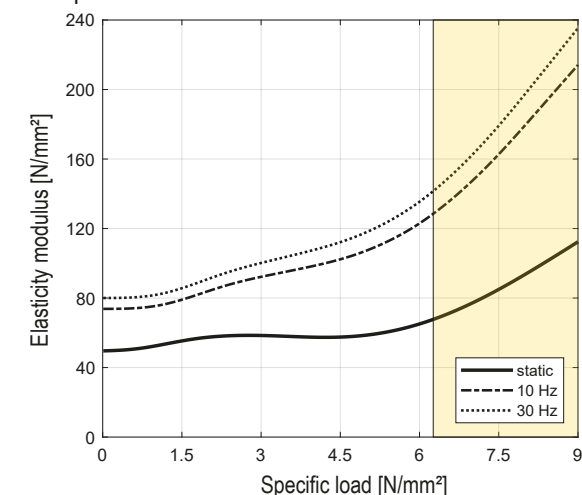


Modulus of elasticity

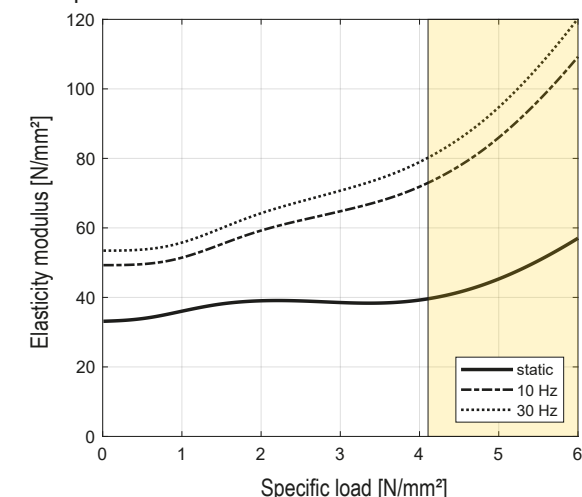
Shape factor 6.0



Shape factor 3.0



Shape factor 1.5



- » T006
- » T008
- » T010
- » T018
- » T025
- » T035
- » T045
- » T060
- » T075
- » T100
- » T125
- » T150
- » T300
- T600
- » T1200

These are the standard data – specific project data are available on demand. All data is based on our current knowledge and is subject to typical manufacturing tolerances. Furthermore, all parameters may change according to specific project conditions. The data are for information purposes only and a warranty and/or guarantee cannot be derived from it. GERB assumes no liability for the suitability of NOVODAMP® products for the intended purposes by our clients.

Technical data T1200

Nominal static load capacity

Shape factor 6.0: 19.00 N/mm²
 Shape factor 3.0: 10.00 N/mm²
 Shape factor 1.5: 5.00 N/mm²

Dynamic load capacity

Shape factor 6.0: 56.00 N/mm²
 Shape factor 3.0: 44.00 N/mm²
 Shape factor 1.5: 16.00 N/mm²

Permissible horizontal deformation

~ 15 % of material thickness*

Horizontal stiffness

~ 10 % of vertical stiffness*

Mechanical loss factor

< 0.1 (DIN 53513; depending on frequency, amplitude, preload and temperature)

Operating temperature

-25 °C to 55 °C

Flammability

Class E (DIN EN ISO 11925-2)
 B2 (DIN 4102-1)

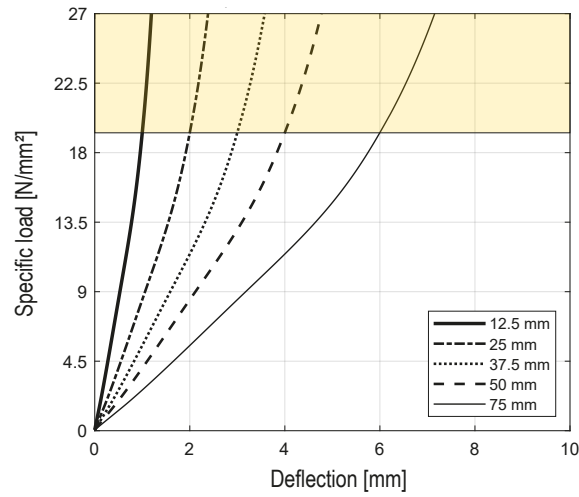
Specific volume resistance

> 5 · 10⁸ Ωm (DIN EN 62631-3-1; for dry material)

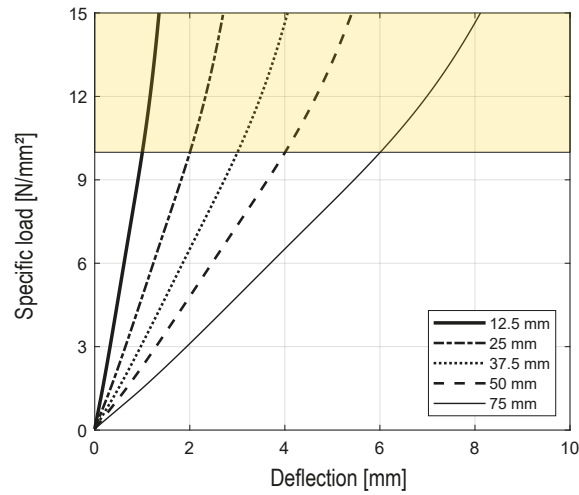
*Design reference value

Load deflection

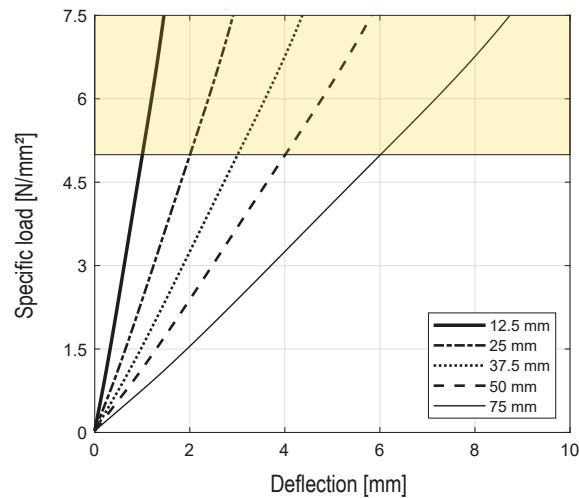
Shape factor 6.0



Shape factor 3.0



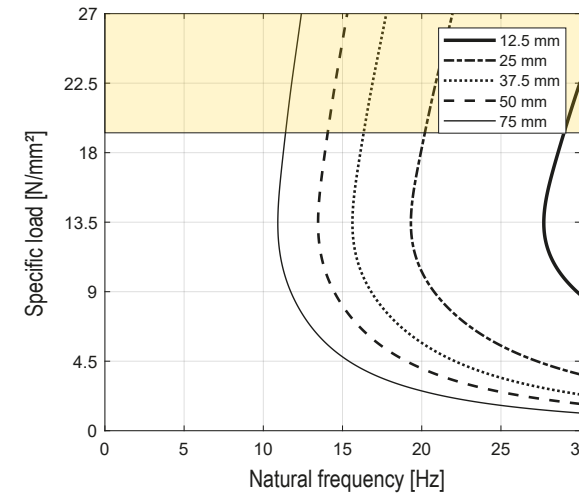
Shape factor 1.5



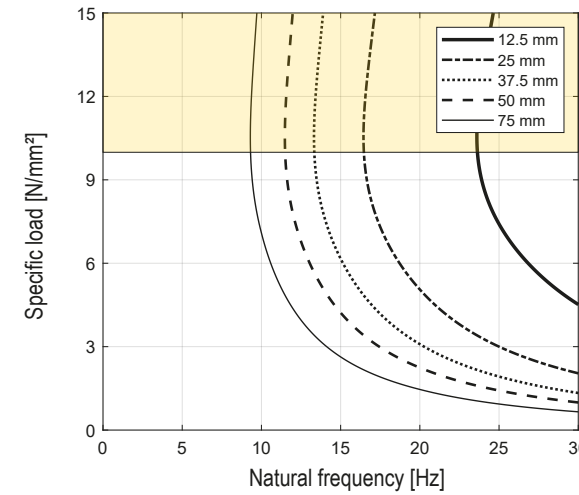
- » T006
- » T008
- » T010
- » T018
- » T025
- » T035
- » T045
- » T060
- » T075
- » T100
- » T125
- » T150
- » T300
- » T600
- T1200

Natural frequency

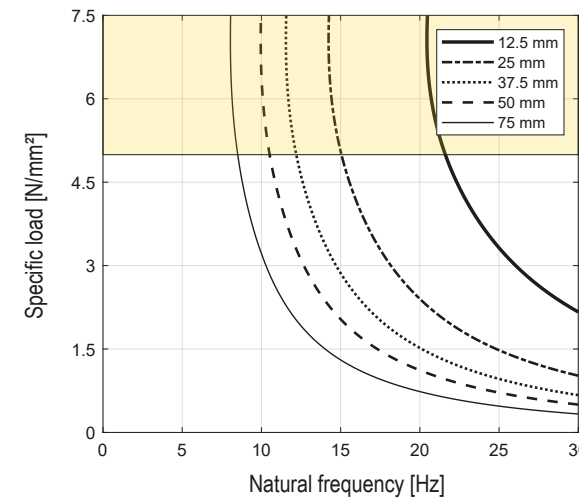
Shape factor 6.0



Shape factor 3.0

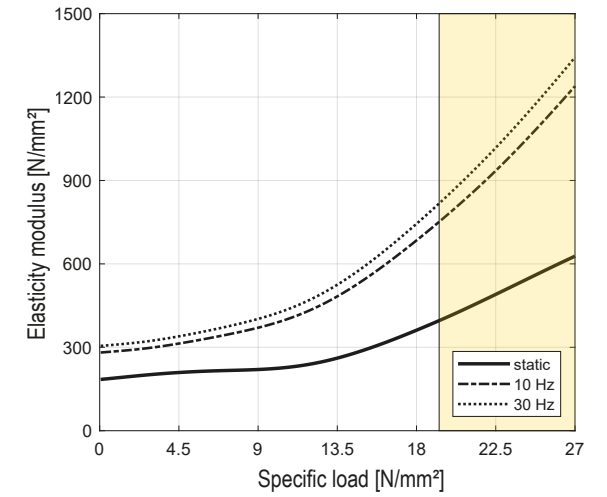


Shape factor 1.5

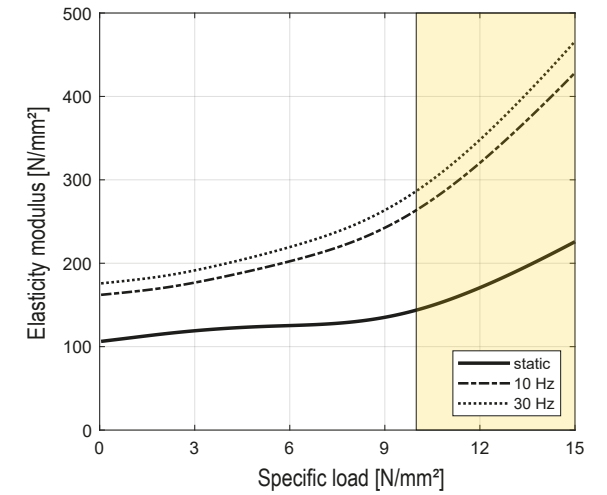


Modulus of elasticity

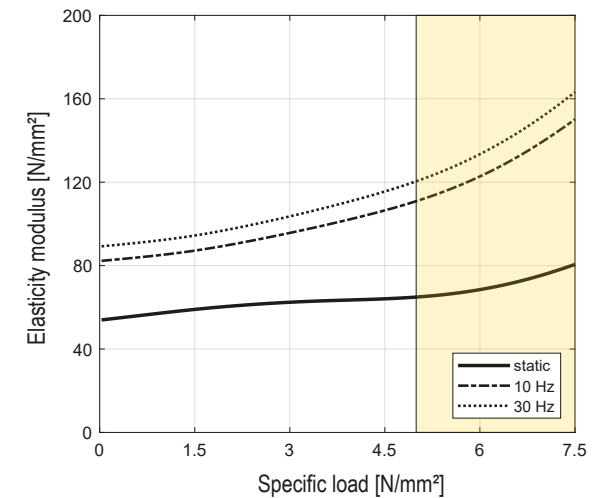
Shape factor 6.0



Shape factor 3.0



Shape factor 1.5



- » T006
- » T008
- » T010
- » T018
- » T025
- » T035
- » T045
- » T060
- » T075
- » T100
- » T125
- » T150
- » T300
- » T600
- T1200

These are the standard data – specific project data are available on demand. All data is based on our current knowledge and is subject to typical manufacturing tolerances. Furthermore, all parameters may change according to specific project conditions. The data are for information purposes only and a warranty and/or guarantee cannot be derived from it. GERB assumes no liability for the suitability of NOVODAMP® products for the intended purposes by our clients.

Vibrations can be controlled – wherever they occur



Vibration Control
Made in Germany. Since 1908. Worldwide.

GERB Headquarters | GERB Schwingungsisolierungen GmbH & Co. KG

GERB.COM | info@gerb.com

Roedernallee 174 – 176
13407 Berlin
Germany
+49 30 4191-0

Ruhrallee 311
45136 Essen
Germany
+49 201 26604-0

Interested in detailed information or
individual consulting service?
Please contact us!